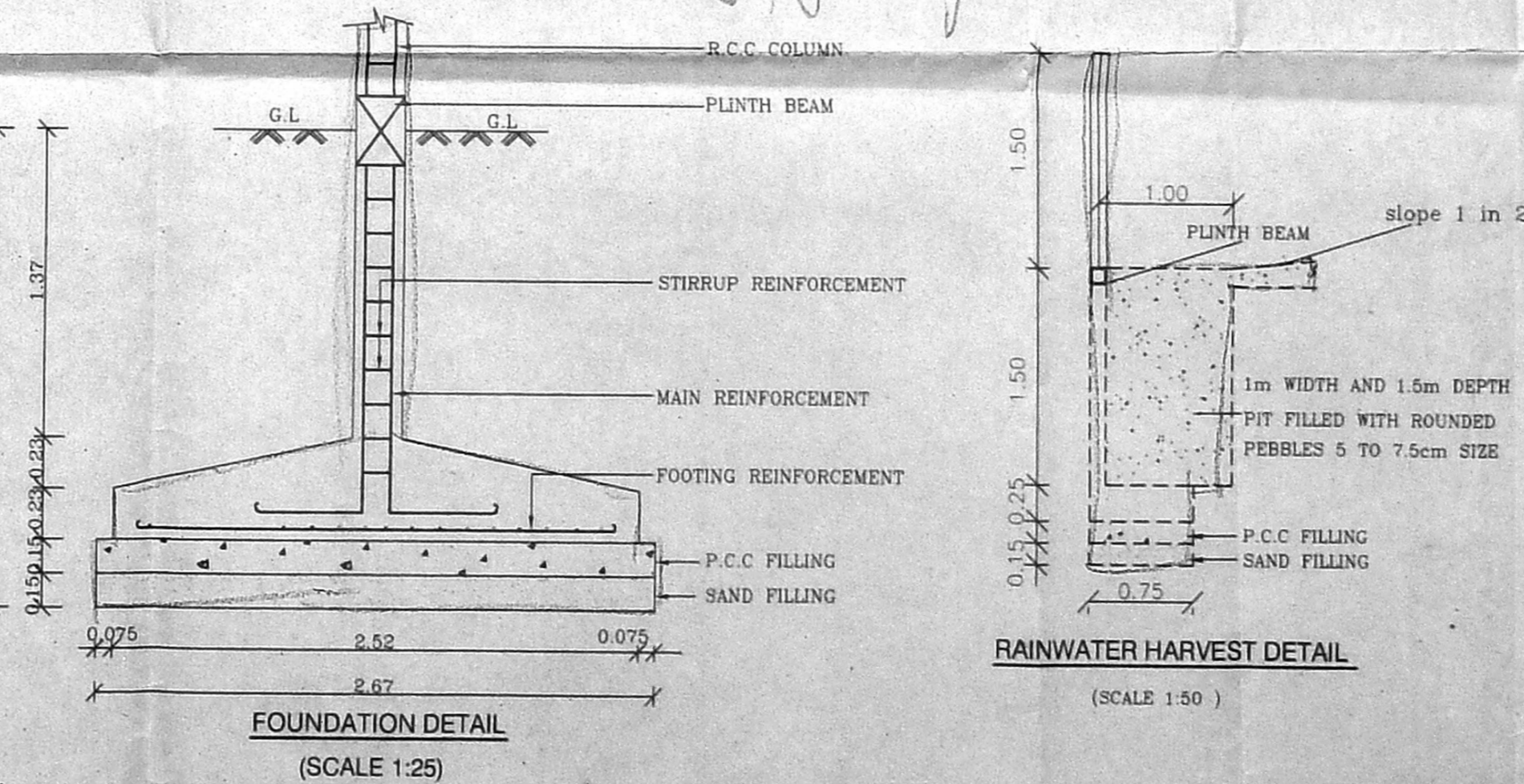
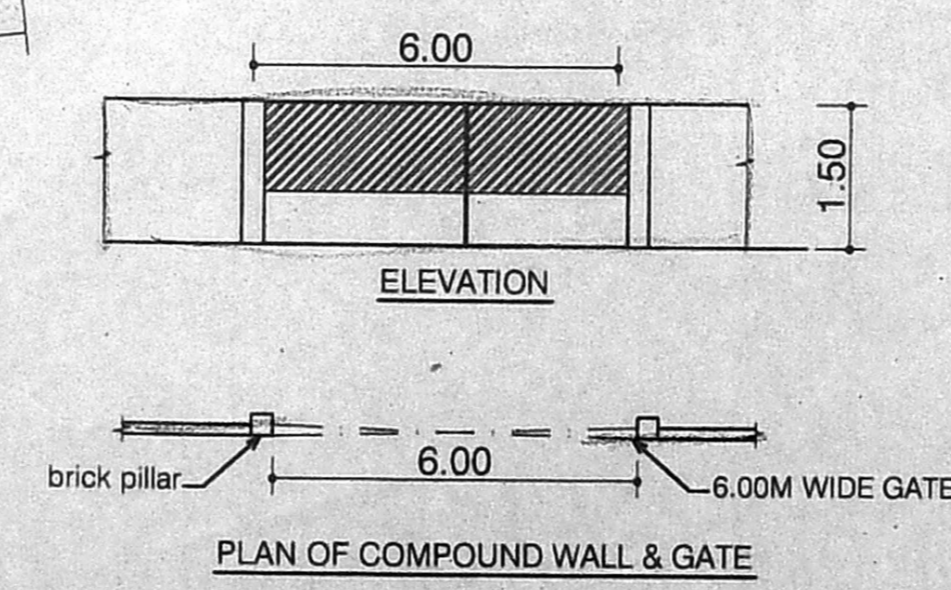
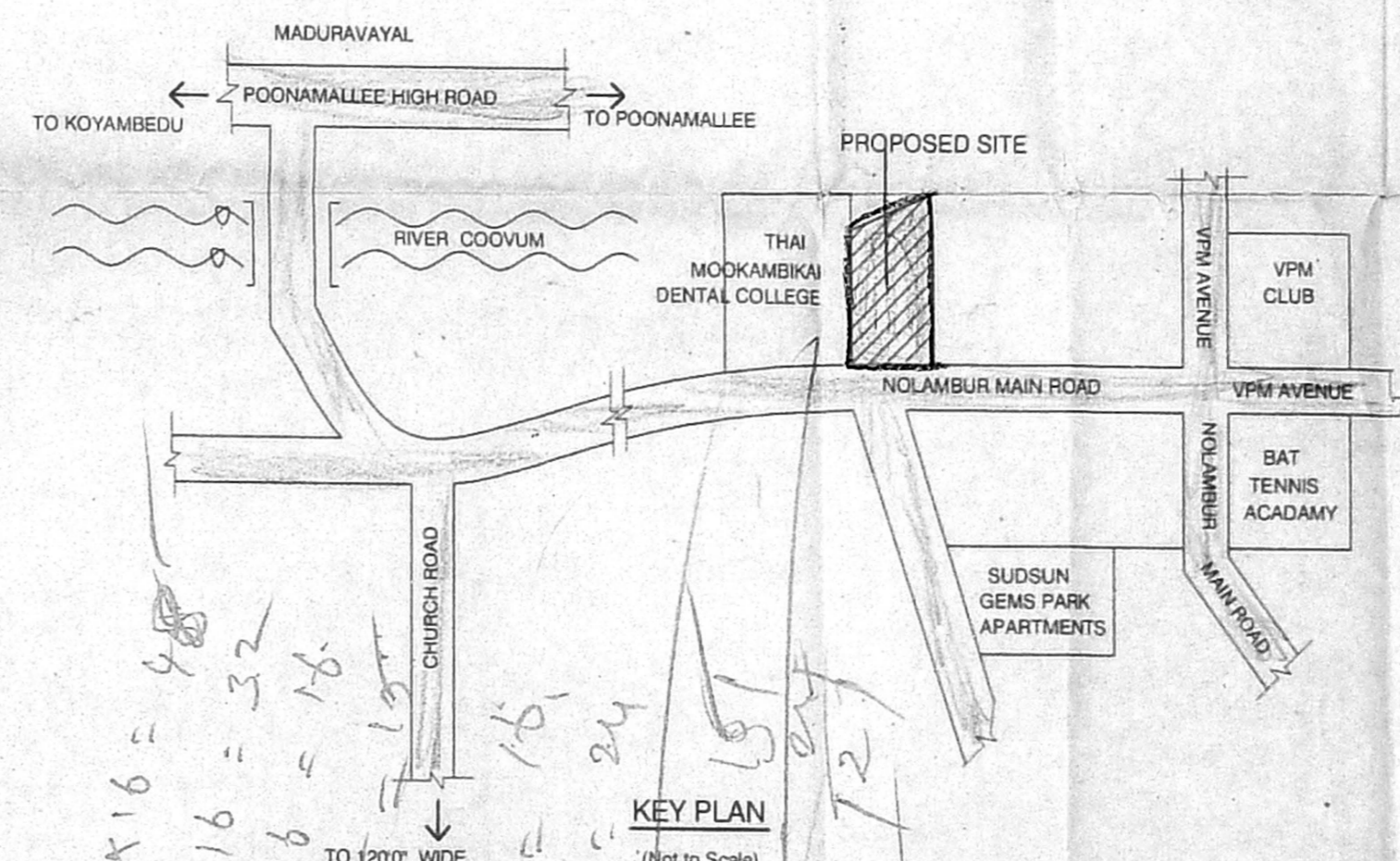
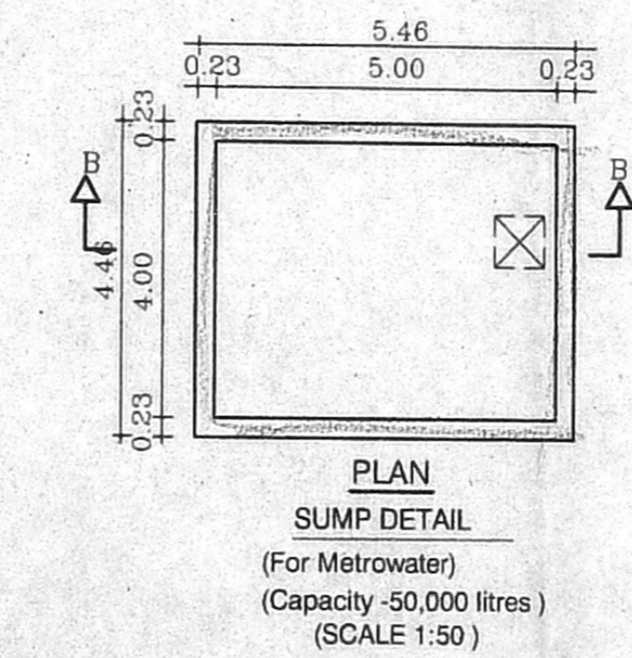
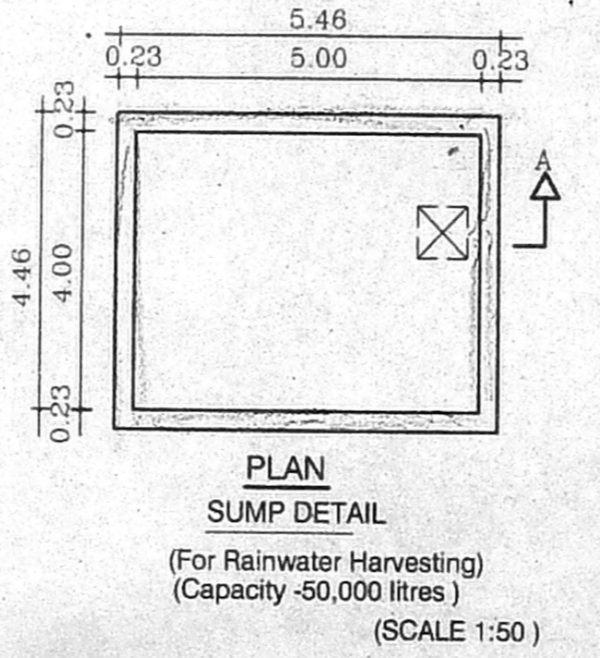
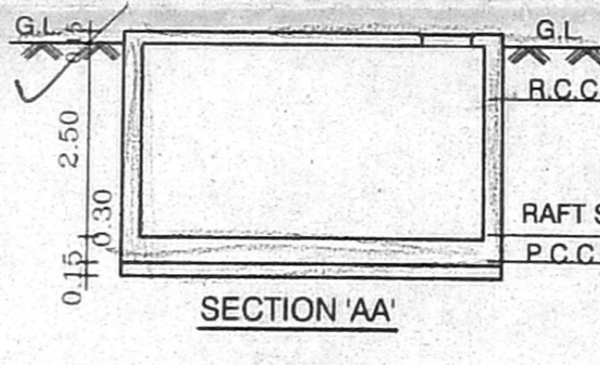
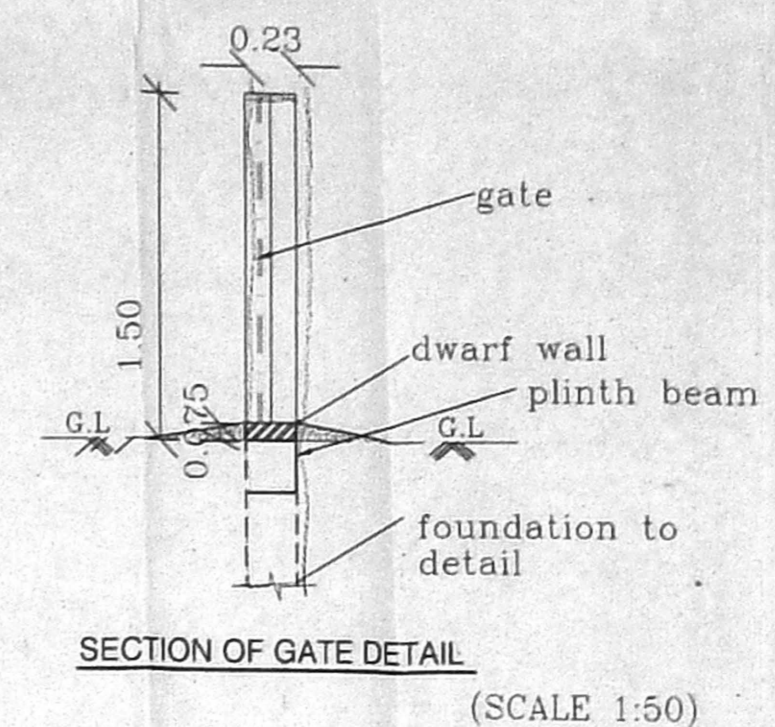
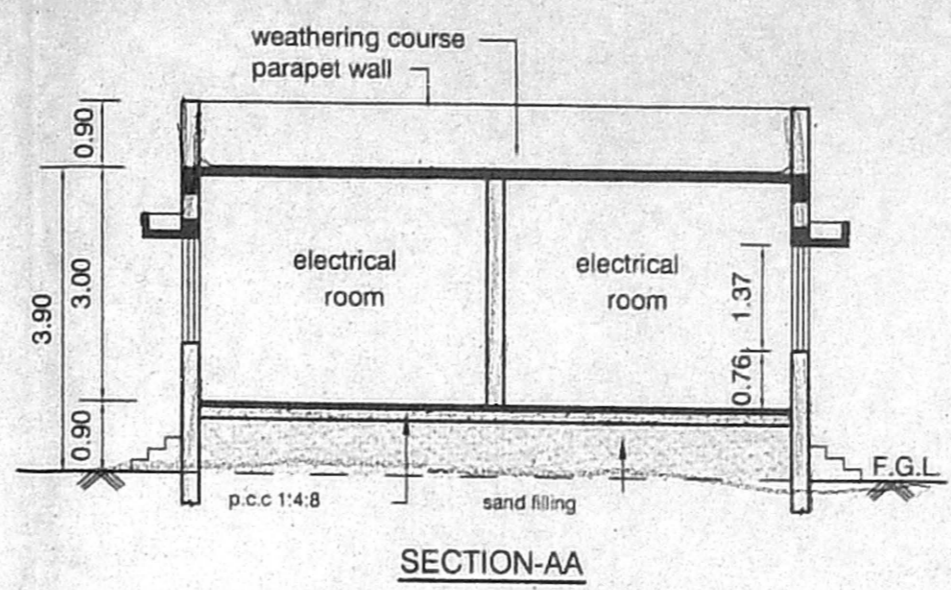
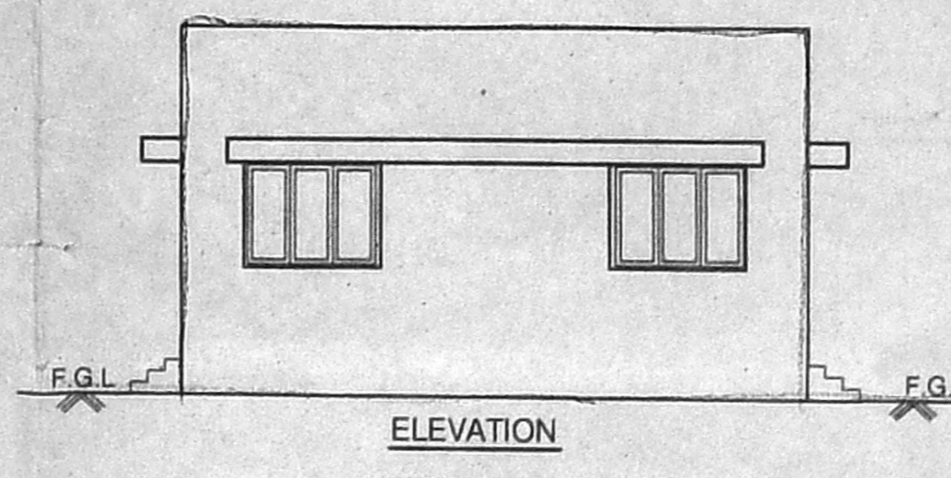
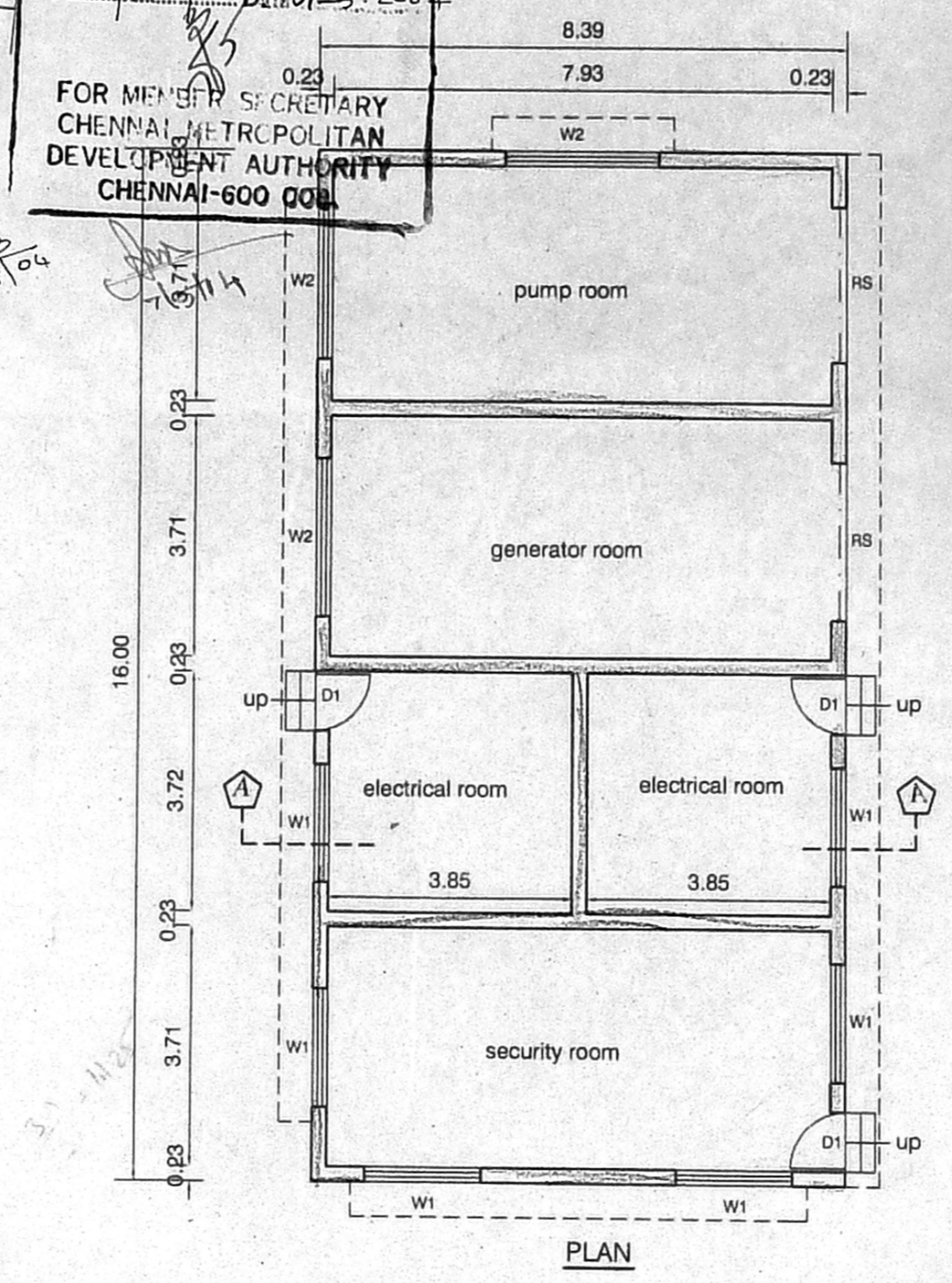
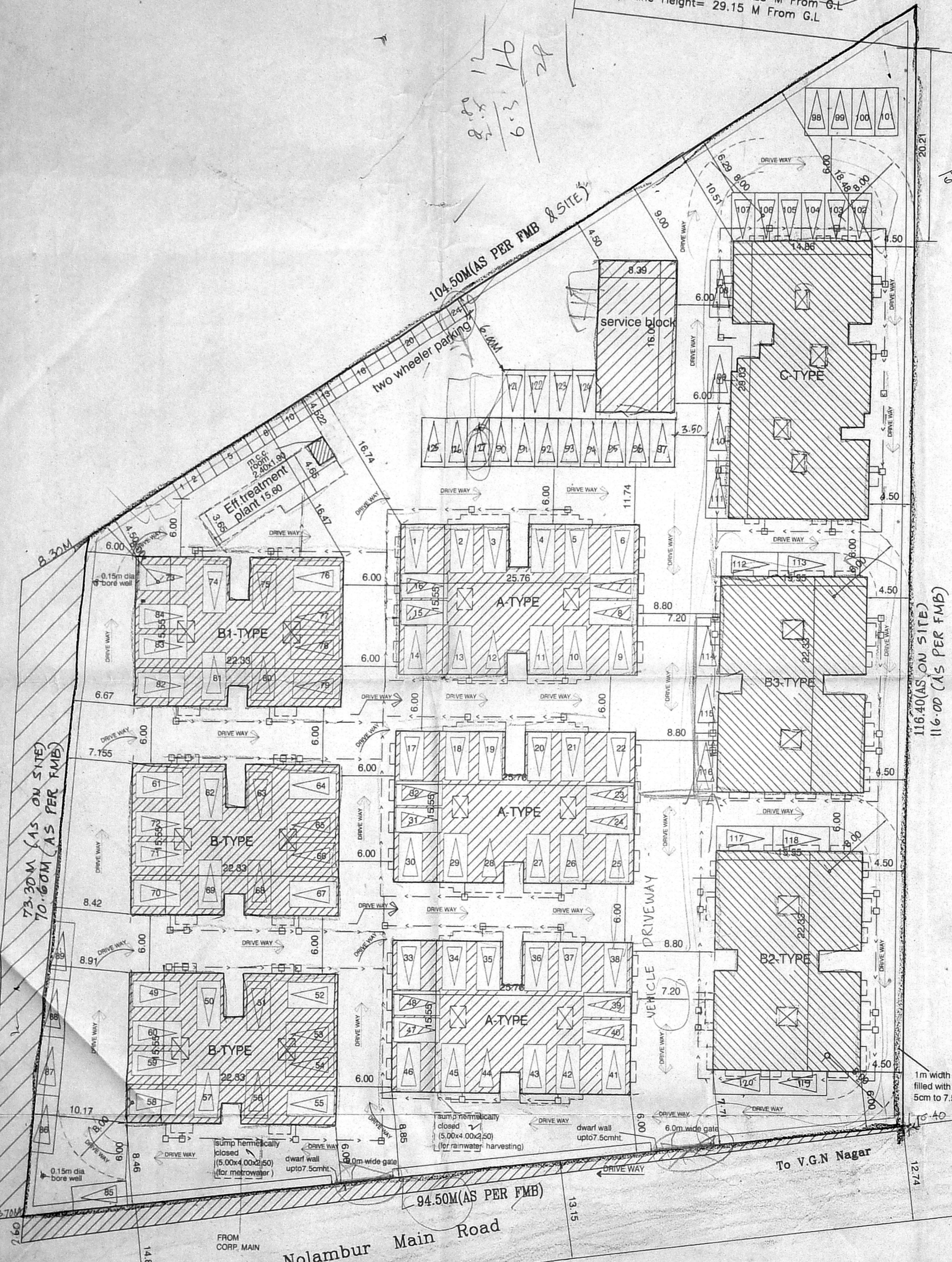


OFFICE COPY

High Tension Power Line  
Bottom Line Height= 11.25 M From G.L.  
Top Line Height= 29.15 M From G.L.

APPROVED  
SUBJECT TO THE CONDITIONS IN  
THIS OFFICE LETTER.  
No. P.2/883 dated 07-5-2004  
FOR MEMBER SECRETARY  
CHENNAI METROPOLITAN  
DEVELOPMENT AUTHORITY  
CHENNAI-600 006



SITE PLAN  
(SCALE: 1:300)

PLAN OF COMPOUND WALL & GATE

FOUNDATION DETAIL  
(SCALE 1:25)

RAINWATER HARVEST DETAIL  
(SCALE 1:50)


AREA STATEMENTS	SQ.M
PLOT AREA (AS PER PATTA)	8800.00
PLOT AREA (AS ON SITE)	9164.18
A-TYPE	1626.42
A-TYPE	1636.42
A-TYPE	1636.42
B-TYPE	1366.94
B-TYPE	1366.94
B1-TYPE	1366.94
B2-TYPE	1348.30
B3-TYPE	1326.16
C-TYPE	1624.74
TOTAL AREA	13191.28

F.S.I - 1.499  
PLOT COVERAGE - 37.40%  
CAR PARKING REQUIRED - 127 NOS  
CAR PARKING PROVIDED - 127 NOS  
TWO WHEELERS PROVIDED - 24 NOS

PROPOSED RESIDENTIAL FLATS  
AT S.NOS. 104/2B2, 104/2B3 &  
104/2B4 OF NOLAMBUR VILLAGE,  
AMBATTUR TALUK,  
THIRUVALUR DISTRICT.

SHEET NO: 1/8	DATE: 8-04-2004
SCALE: 1:100	DRAWN: N.BANU
JOB NO: 883	

COLOUR INDEX	
PROPOSED	
ROAD	
BOUNDARY	
SEWER LINE	



OWNER'S SIGNATURE  
MM HOMES PVT LTD  
Managing Director

ARCHITECT  
R.SATHYANARAYANA, b.arch. a.i.a.

R. SATHYANARAYANA, B.A.R.C.H. A.I.I.A.  
REGISTERED ARCHITECT  
COUNCIL OF ARCHITECTS  
C.A.I.E.E.S.E.E.  
NO: 55 (OLD) U-12 4th MAIN ROAD  
ANNA NAGAR, CHENNAI-600 040



(A)

SCHEDULE OF JOINERY

TYPE	DESCRIPTION	SIZE
D	DOOR	1.00x2.10
D1	DOOR	1.00x2.10
D2	DOOR	1.00x2.10
W	WINDOW	1.80x1.37
W1	WINDOW	1.22x1.37
KW	WINDOW	0.90x0.90
FW	FRENCH WINDOW	1.83x2.10
V	VENTILATOR	0.90x0.60

SPECIFICATIONS :-

- R.C.C FOOTING & COLUMN IN CONCRETE M25
- SUPER STRUCTURE BRICKWORK SET IN cm 1:5
- R.C.C M25 FOR LINTELS, BEAMS & SLABS
- P.C.C 1:4:8 FOR FLOOR LEVELLING COURSE
- P.C.C 1:5:10 IN BASEMENT FOR FOUNDATION
- JOINERY WITH T.W FLUSH DOORS & T.W GLAZED WINDOWS & VENTILATORS
- 3 COATS OF CEMENT PAINT TO INSIDE & OUT SIDE WALLS
- 2 COATS OF ENAMEL PAINTS OVER ONE COAT OF PRIMER FOR JOINERY, GRILL WORK, ETC
- WEATHERING COURSE OVER ROOF SLAB 3" THICK WITH BRICK JELLY LIME CONCRETE AND ONE LAYER OF PRESSED TILES ON TOP

AREA STATEMENTS

AREA STATEMENTS	SQ.M
STILTS FLOOR AREA	23.10
FIRST FLOOR AREA	403.33
SECOND FLOOR AREA	403.33
THIRD FLOOR AREA	403.33
FOURTH FLOOR AREA	403.33
TOTAL AREA	1636.42

PROPOSED RESIDENTIAL FLATS  
AT S.NOS. 104/2B2, 104/2B3 & 104/2B4 OF NOLAMBUR VILLAGE, AMBATTUR TALUK, THIRUVALLUR DISTRICT.

TYPE - A  
SCALE : 1:100      DATE : 05-04-2004  
JOB NO : 883      DRAWN : JOTHI & BANU  
SHEET NO : 2 / 8

COLOUR INDEX

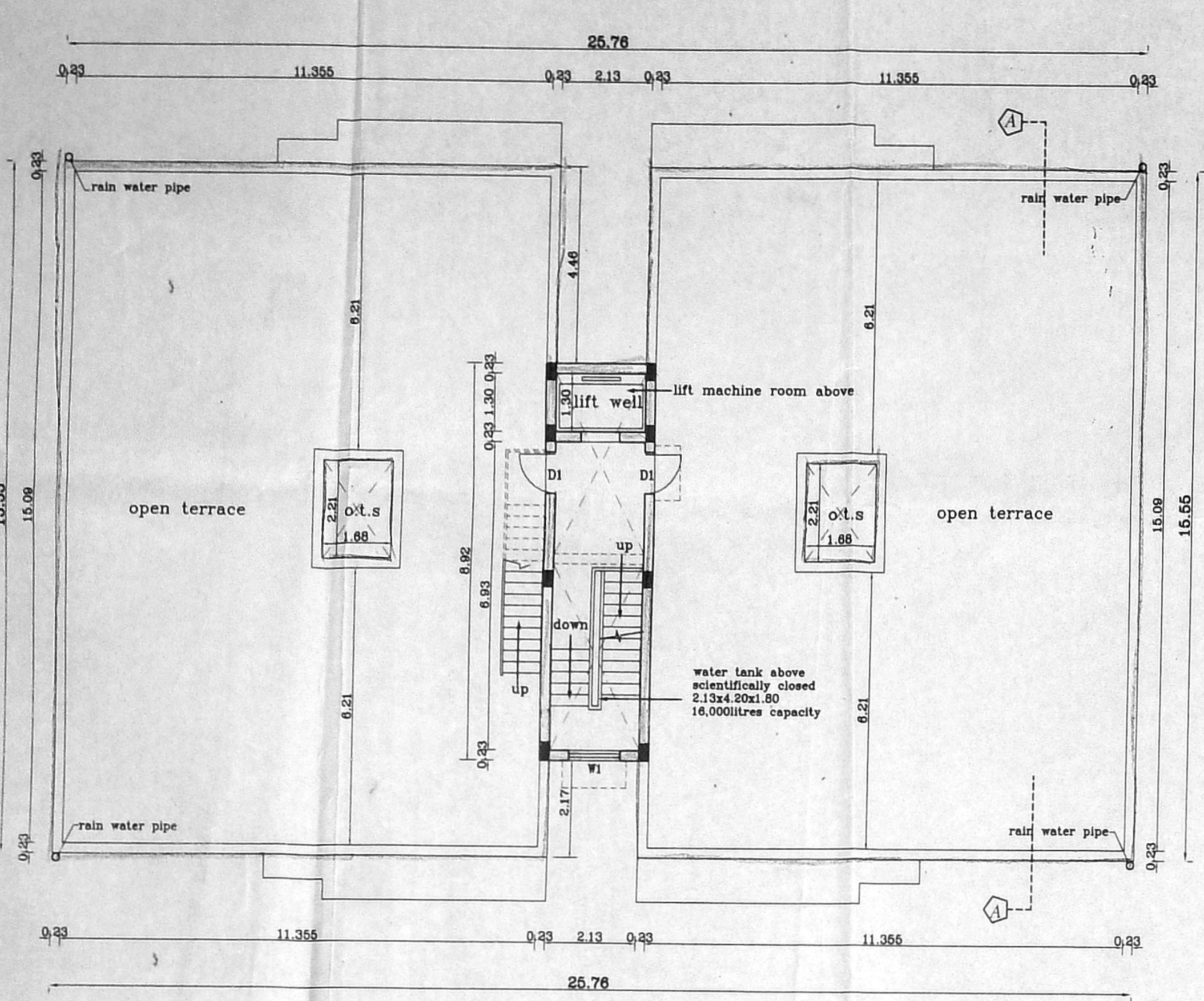
PROPOSED

OWNER'S SIGNATURE

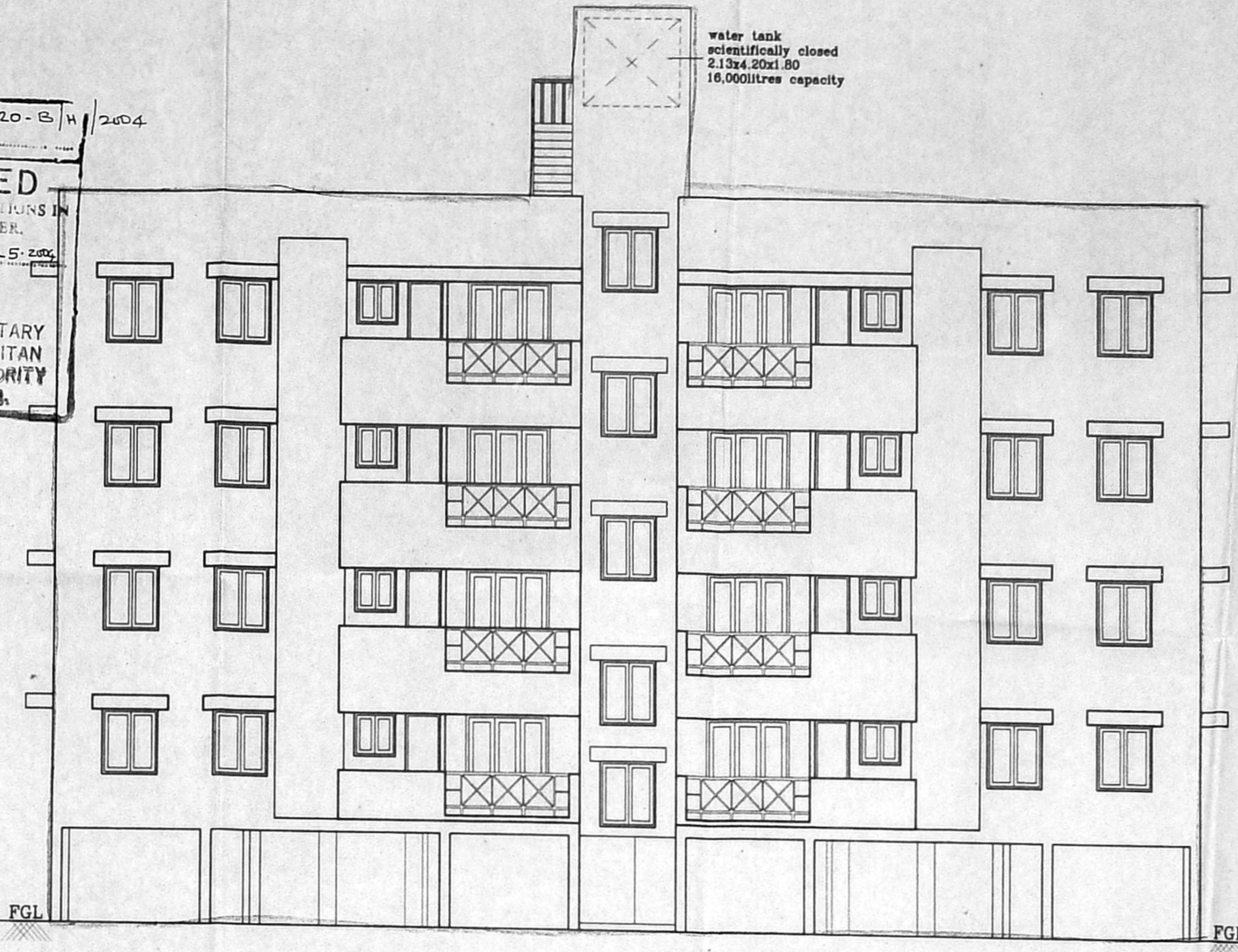
ARCHITECT

R.SATHYANARAYANA, b.arch. a.i.a.a.  
R. SATHYANARAYANA, B.A.R.C.H. A.I.I.A.  
REGISTERED ARCHITECT  
COUNCIL OF ARCHITECTURE  
CA / 86 / 9895  
NO. 55 (OLD U-12) 4th MAIN P.O. B.  
ANNA NAGAR, CHENNAI-600 046.

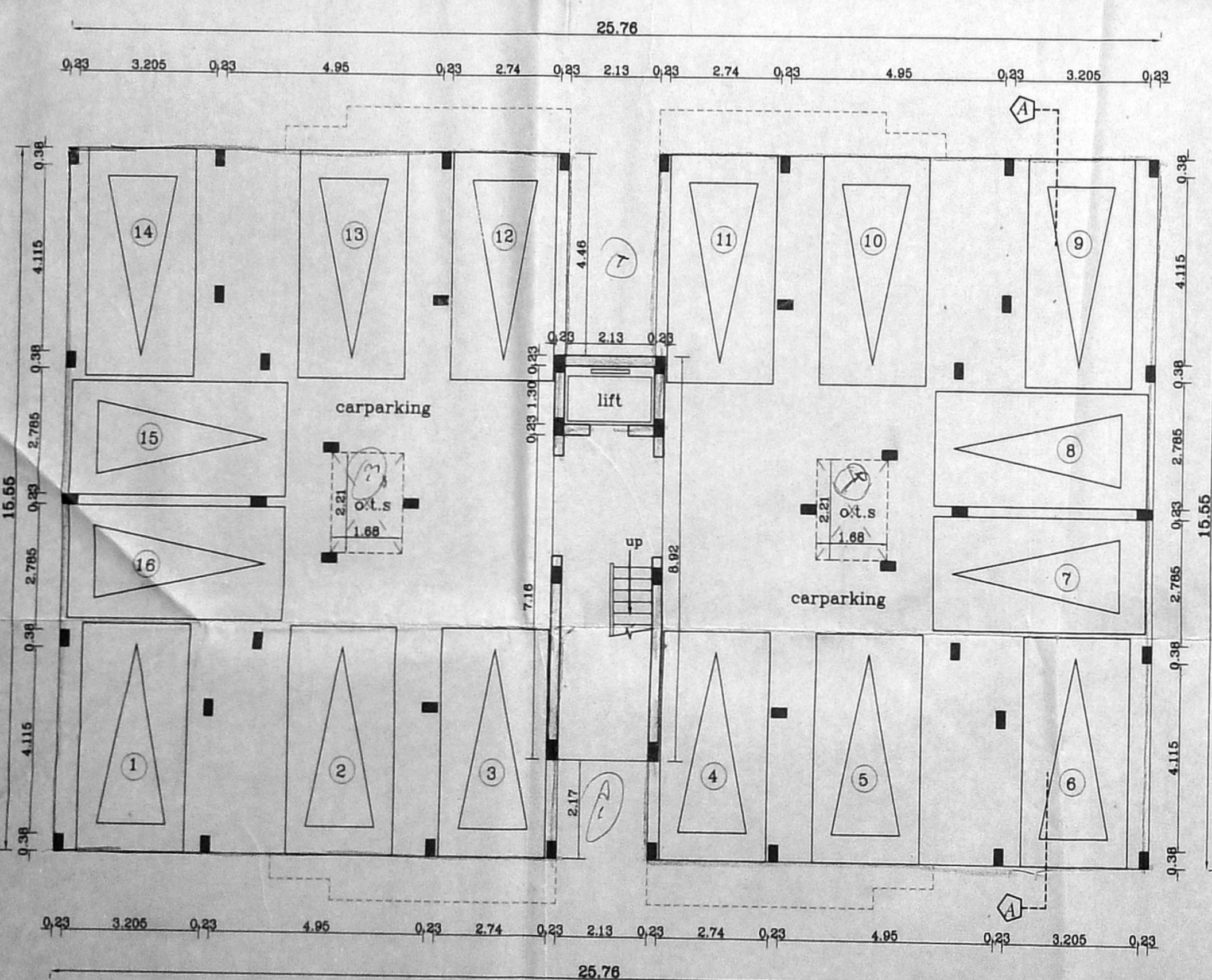
B.S.P. Bldg 220-B/H/2004  
Planning Permit No  
**APPROVED**  
SUBJECT TO THE CONDITIONS IN THIS OFFICE LETTER  
No. B3 882 2004 Dated 07.5.2004  
FOR MEMBER SECRETARY  
CHENNAI METROPOLITAN  
DEVELOPMENT AUTHORITY  
CHENNAI-600 008.



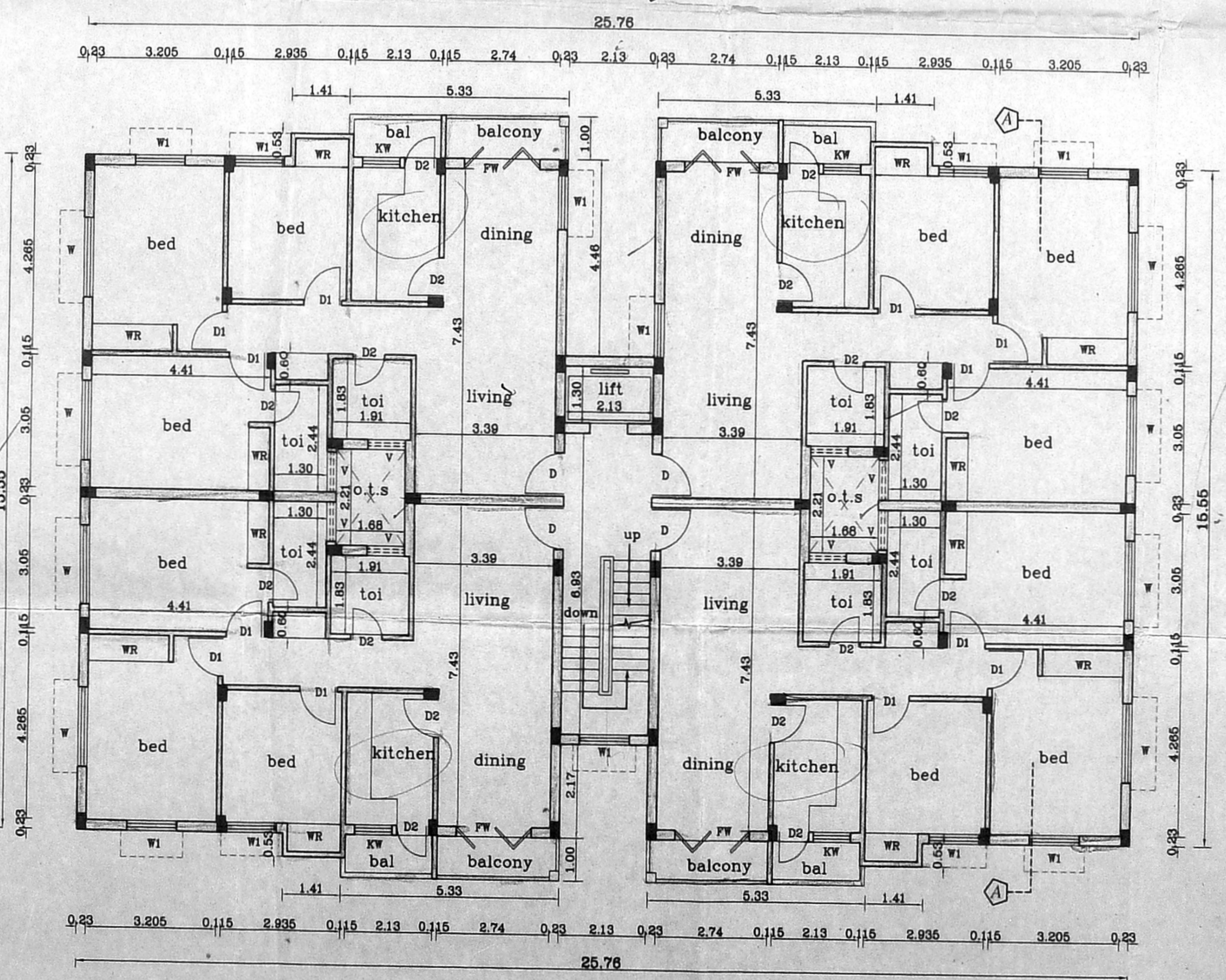
TERRACE FLOOR PLAN A-TYPE



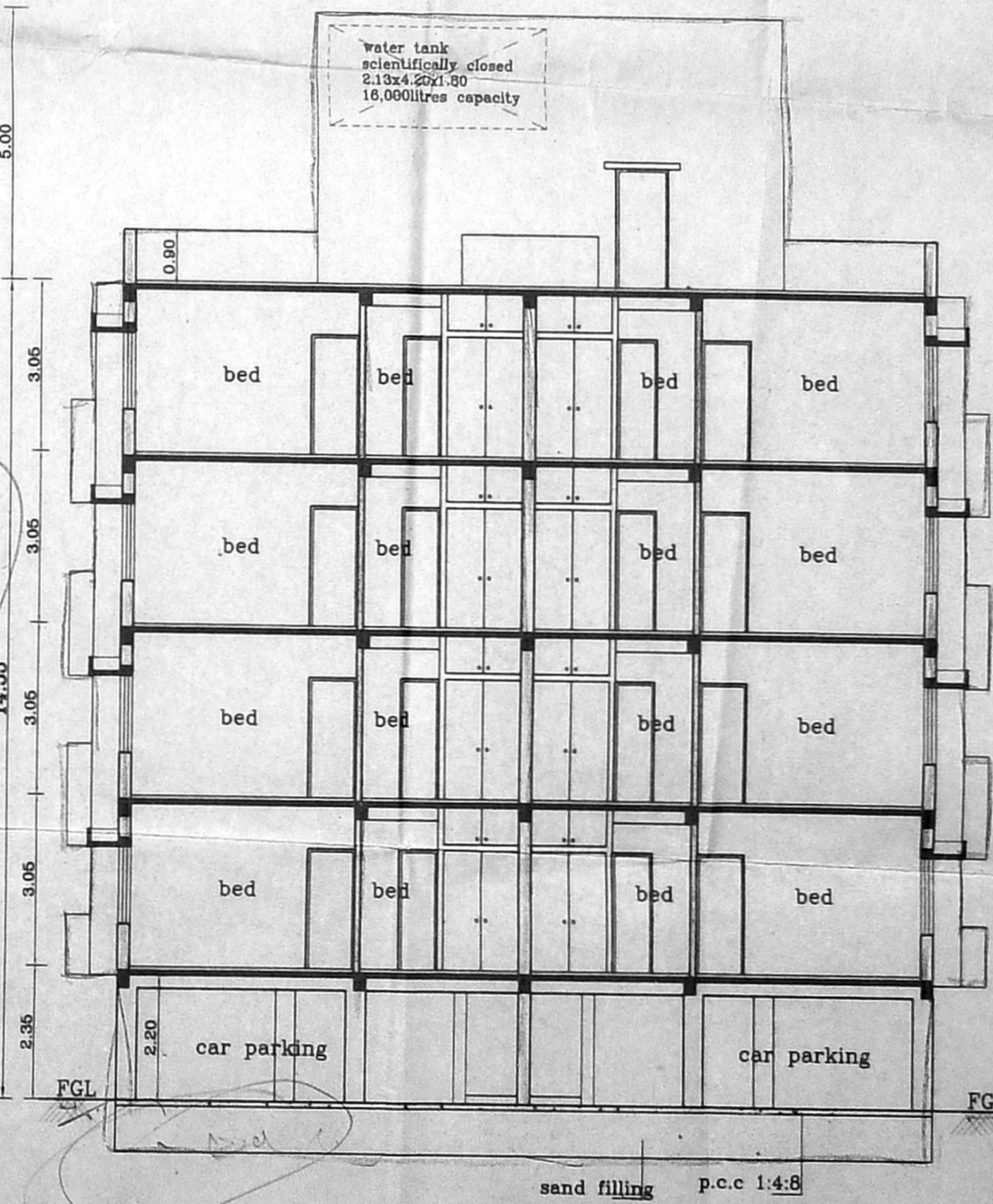
NORTH SIDE ELEVATION A-TYPE



STILTS FLOOR PLAN A-TYPE



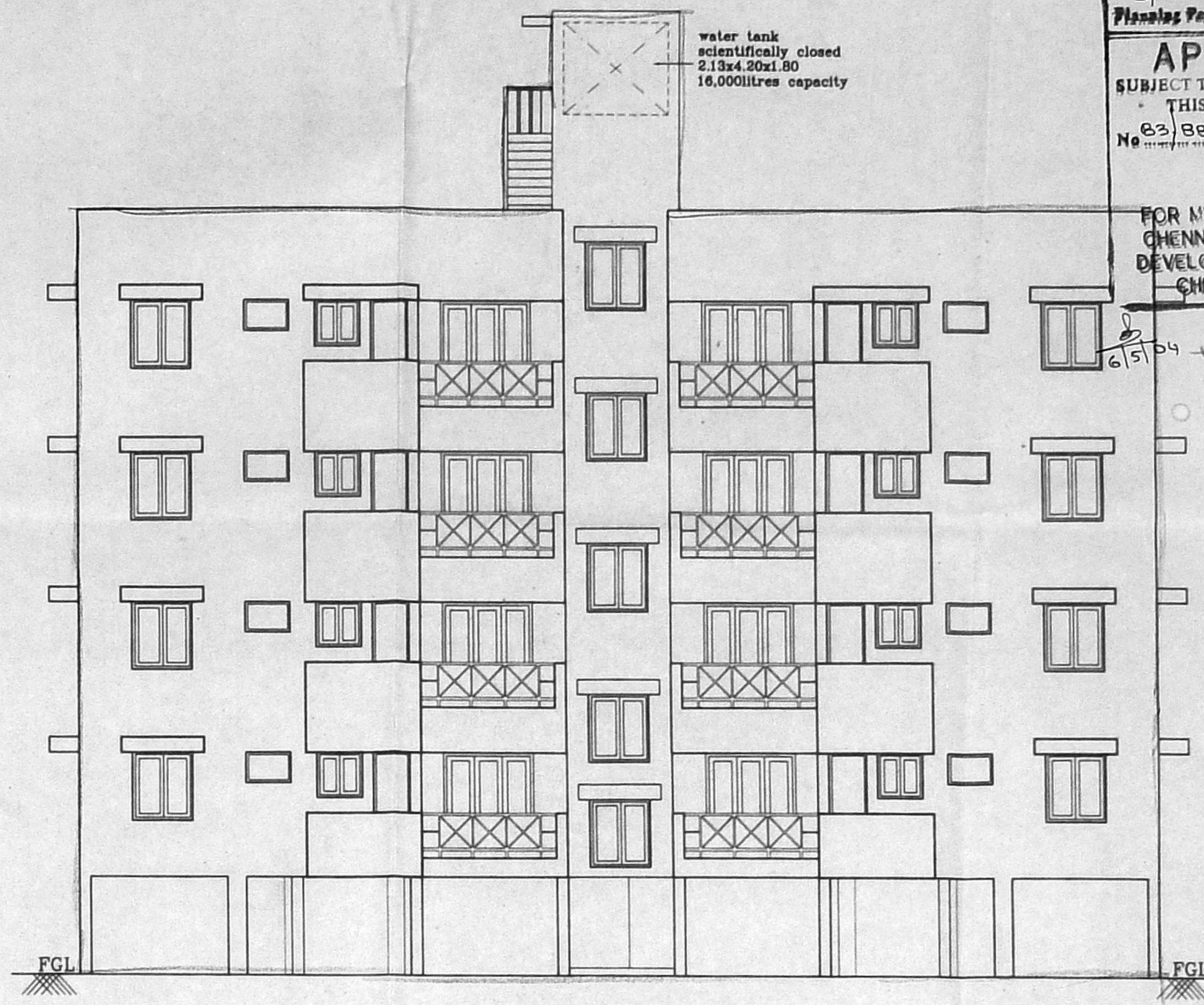
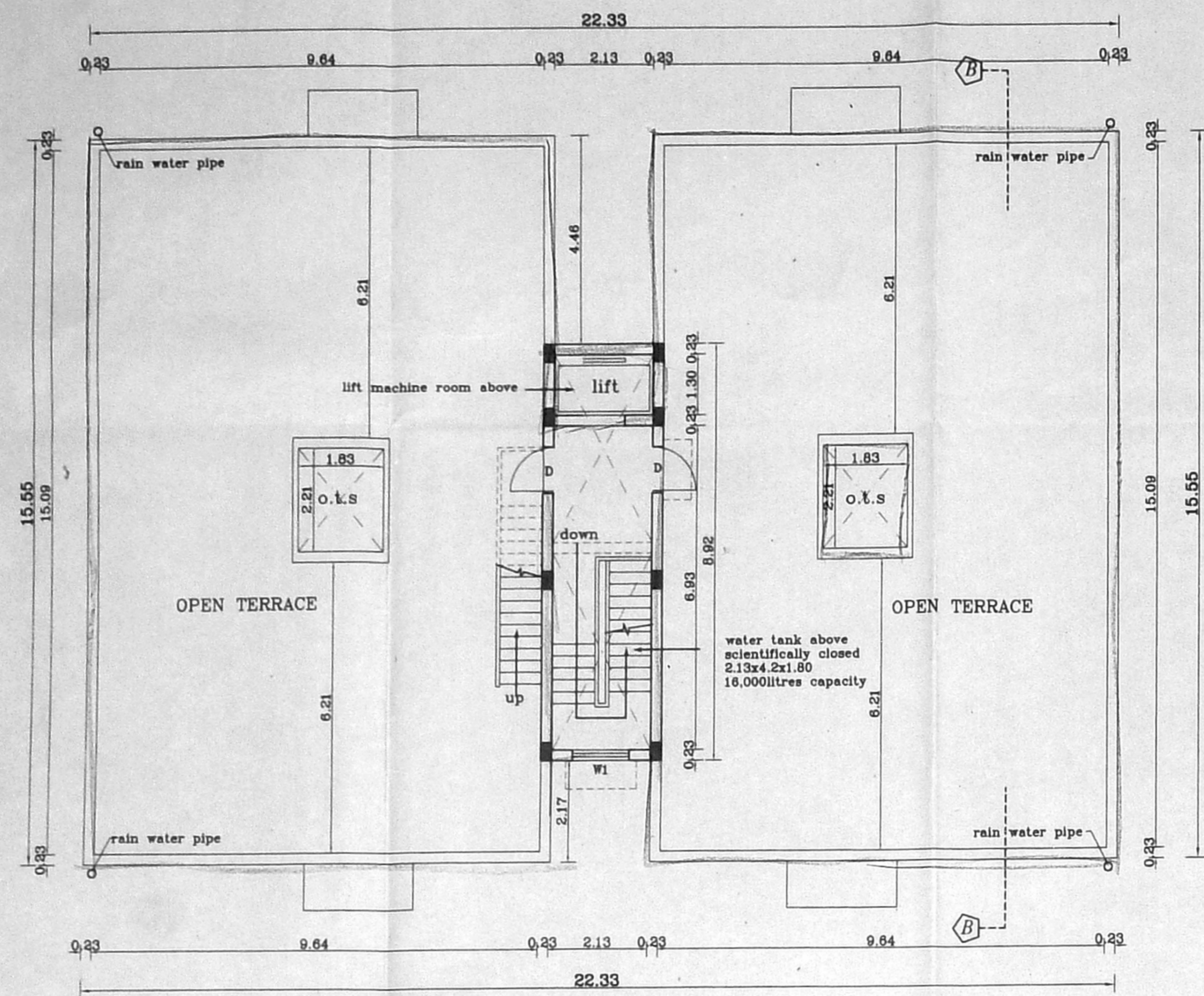
TYPICAL FLOOR PLAN (I.I.I.I.I.V) A-TYPE



SECTION "AA" A-TYPE

5

13



B/Spl. B/23 220-C/H/2004  
 Planning Permit No  
**APPROVED**  
 SUBJECT TO THE CONDITIONS IN THIS OFFICE LETTER.  
 No. 22/882 D4, Dt. 07-5-2004  
 FOR MEMBER SECRETARY  
 CHENNAI METROPOLITAN  
 DEVELOPMENT AUTHORITY  
 CHENNAI-600 008.  
 A.P. 1/14/04

SCHEDULE OF JOINERY

TYPE	DESCRIPTION	SIZE
D	DOOR	1.00x2.10
D1	DOOR	0.90x2.10
D2	DOOR	0.75x2.10
W	WINDOW	1.80x1.37
W1	WINDOW	1.22x1.37
KW	KITCHEN WINDOW	0.90x0.90
FW	FRONT WINDOW	1.83x2.10
V	VENTILATOR	0.90x0.80

A.P. 1/14/04 D.P.

- SPECIFICATIONS :-
- R.C.C FOOTING & COLUMN IN CONCRETE M25
  - SUPER STRUCTURE :BRICKWORK SET IN cm 1:5
  - R.C.C M25 FOR LINTELS,BEAMS &SLABS
  - P.C.C 1:4:8 FOR FLOOR LEVELLING COURSE
  - P.C.C 1:5:10 IN BASEMENT FOR FOUNDATION
  - JOINERY WITH T.W FLUSH DOORS & T.W GLAZED WINDOWS & VENTILATORS
  - 3 COATS OF CEMENT PAINT TO INSIDE & OUT SIDE WALLS
  - 2 COATS OF ENAMEL PAINTS OVER ONE COAT OF PRIMER FOR JOINERY, GRILL WORK,ETC
  - WEATHERING COURSE OVER ROOF SLAB 3" THICK WITH BRICK JELLY LIME CONCRETE AND ONE LAYER OF PRESSED TILES ON TOP

AREA STATEMENTS SQ.M

STILTS FLOOR AREA	23.10
FIRST FLOOR AREA	334.46
SECOND FLOOR AREA	334.46
THIRD FLOOR AREA	334.46
FOURTH FLOOR AREA	334.46
TOTAL AREA	1360.94

PROPOSED RESIDENTIAL FLATS AT S.NOS. 104/2B2, 104/2B3 & 104/2B4 OF NOLAMBUR VILLAGE, AMBATTUR TALUK, THIRUVALLUR DISTRICT.

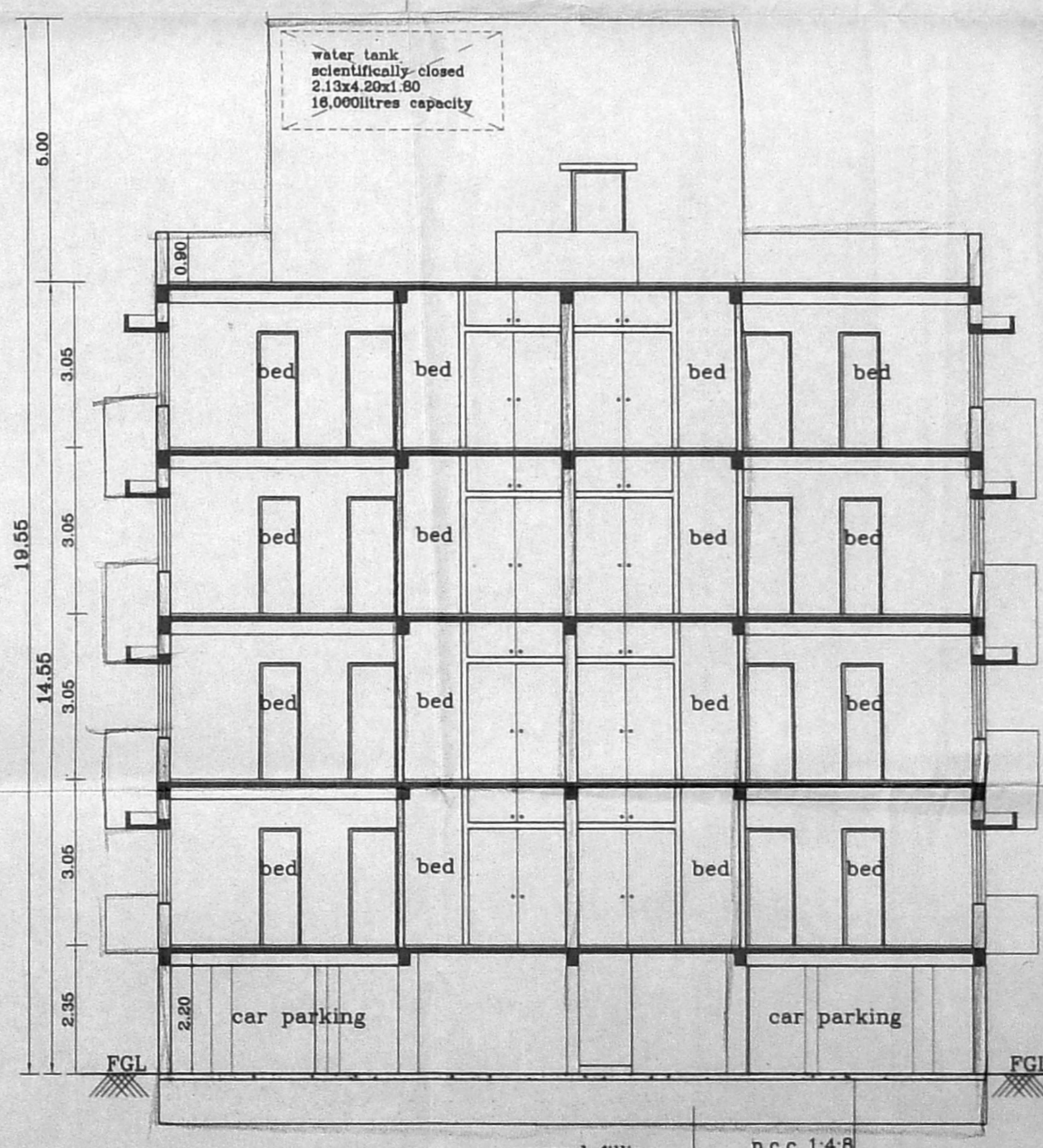
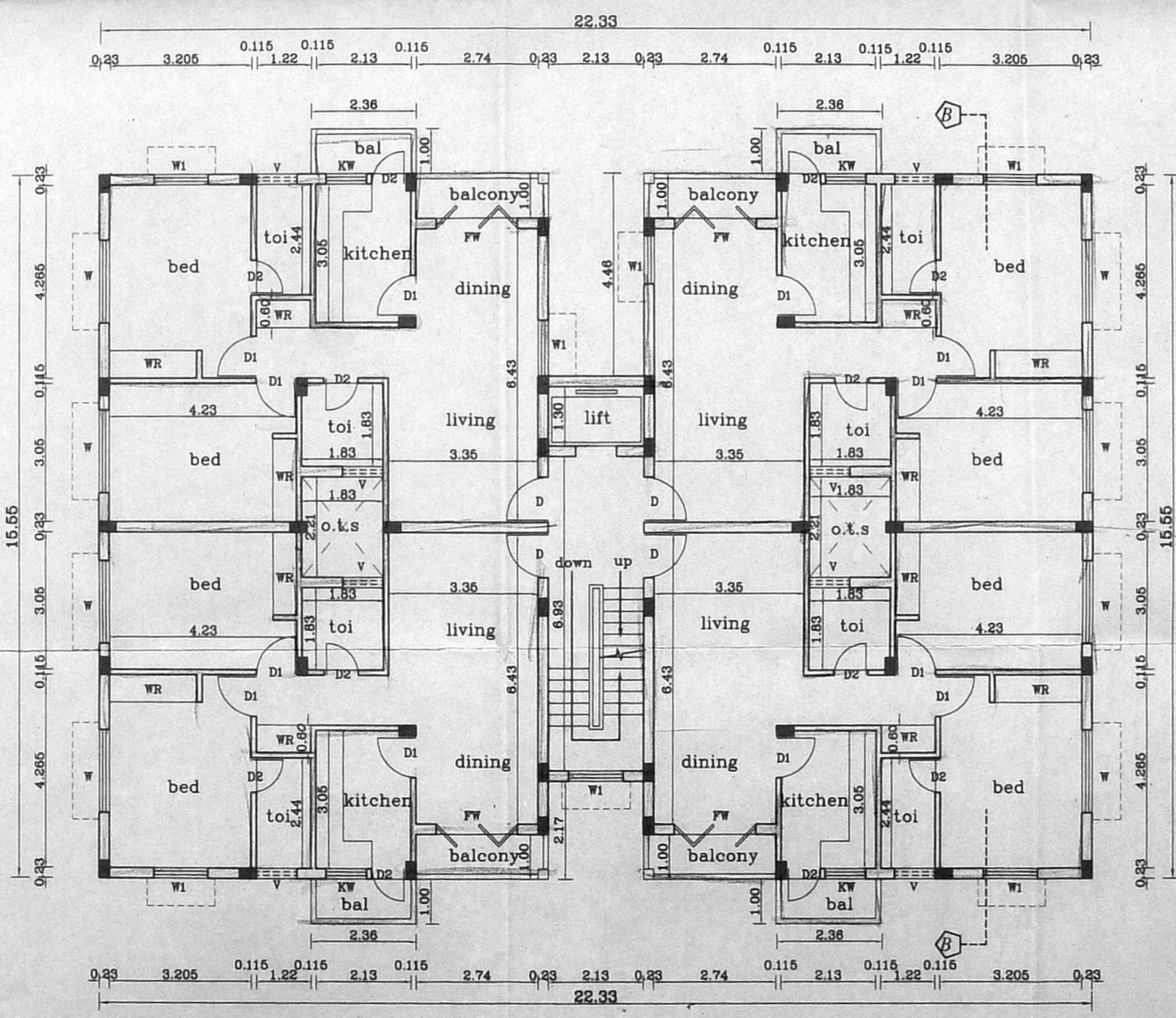
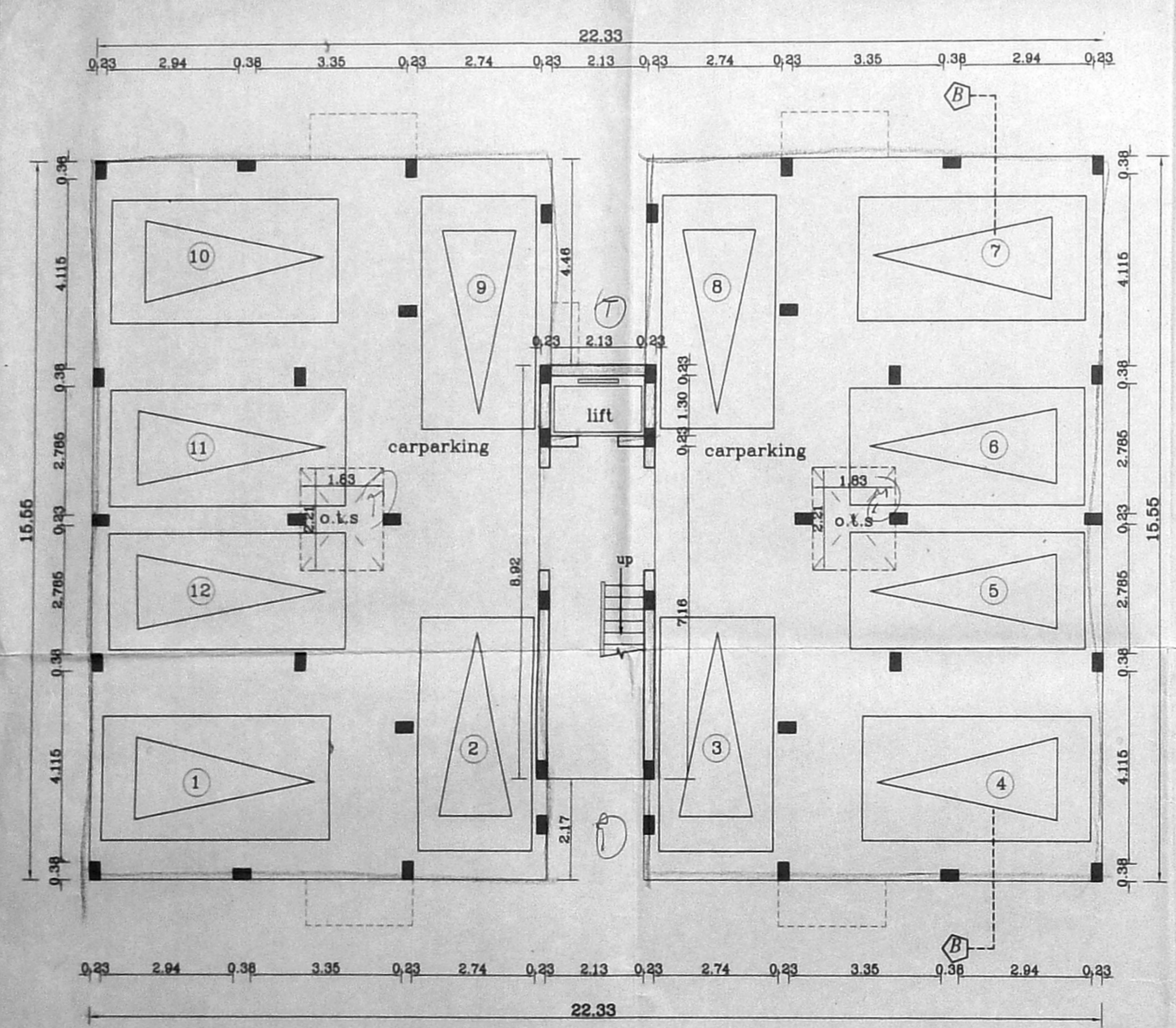
TYPE- B  
 SCALE : 1:100 DATE :05-04-2004  
 JOB NO : 883 DRAWN : N.BANU & K.R  
 SHEET NO: 3/8

COLOUR INDEX  
 PROPOSED

OWNER'S SIGNATURE  
 MM HOMES PVT. LTD.  
 Managing Director

ARCHITECT  
 R.SATHYANARAYANA, b.arch, a.i.a.

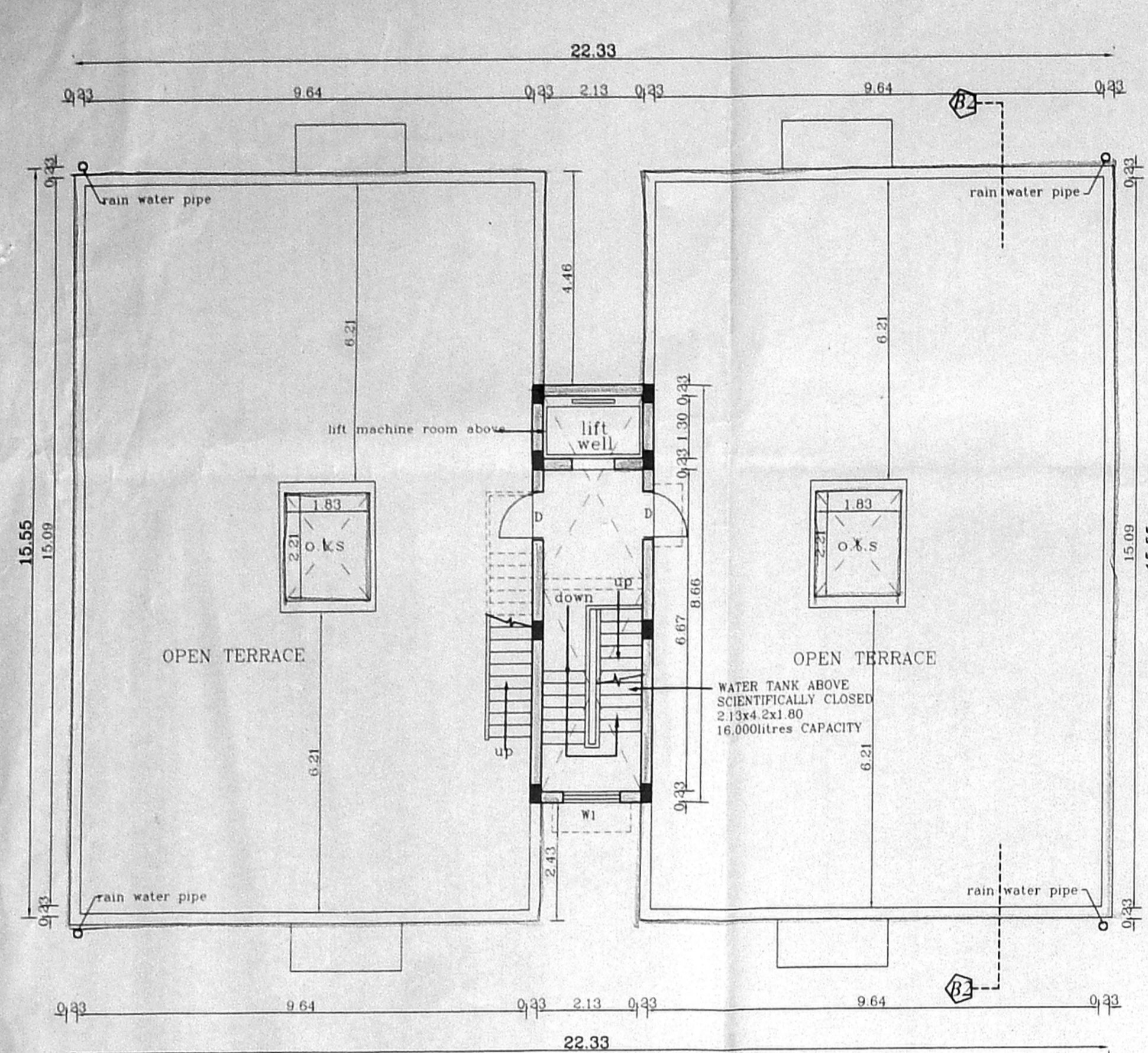
REGISTERED ARCHITECT  
 COUNCIL OF ARCHITECTURE  
 CA/EE/1595  
 NO: 55 OLD U-12 4th MAIN ROAD,  
 ANNA NAGAR, CHENNAI-600-048.



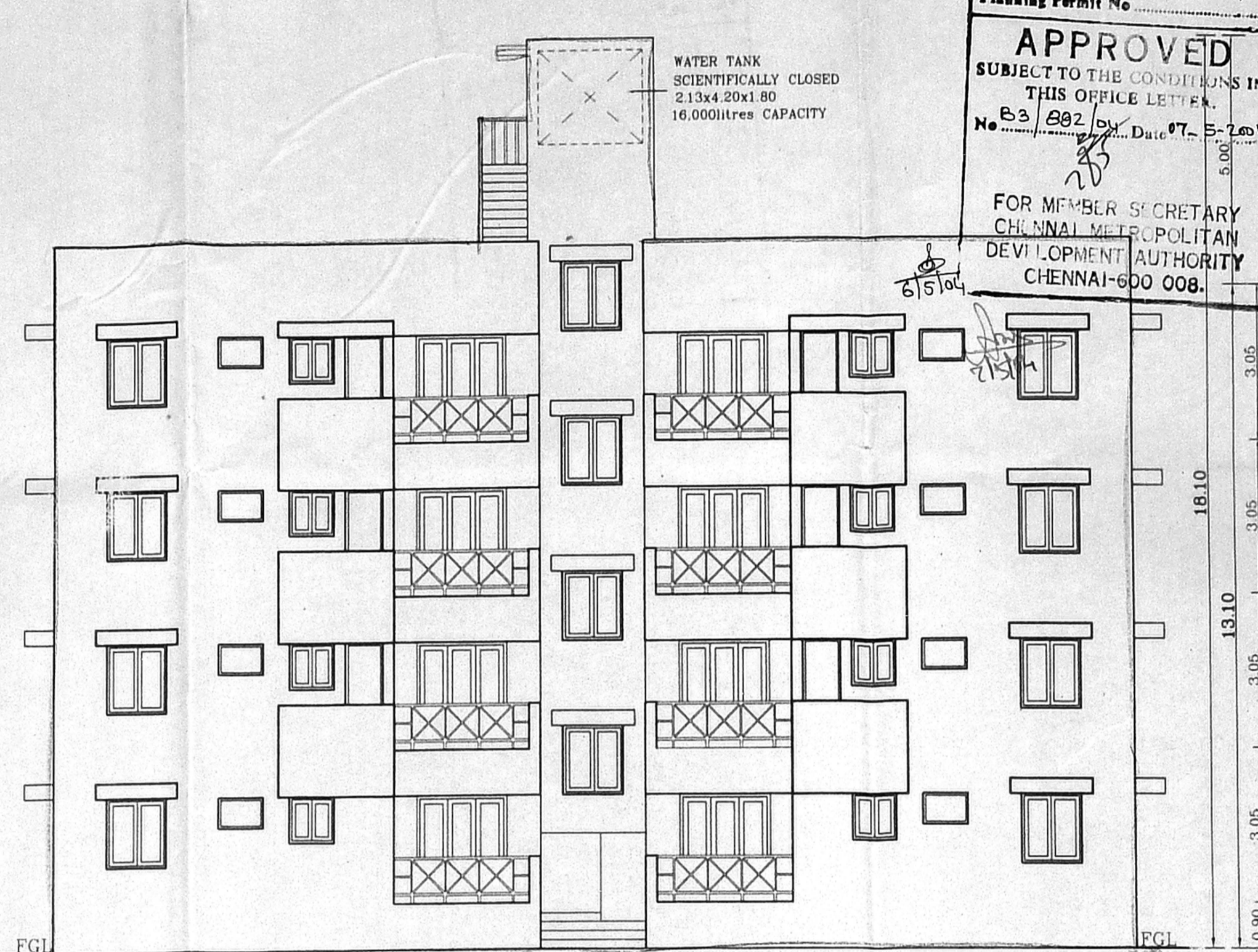
A.S. (11/04/04)



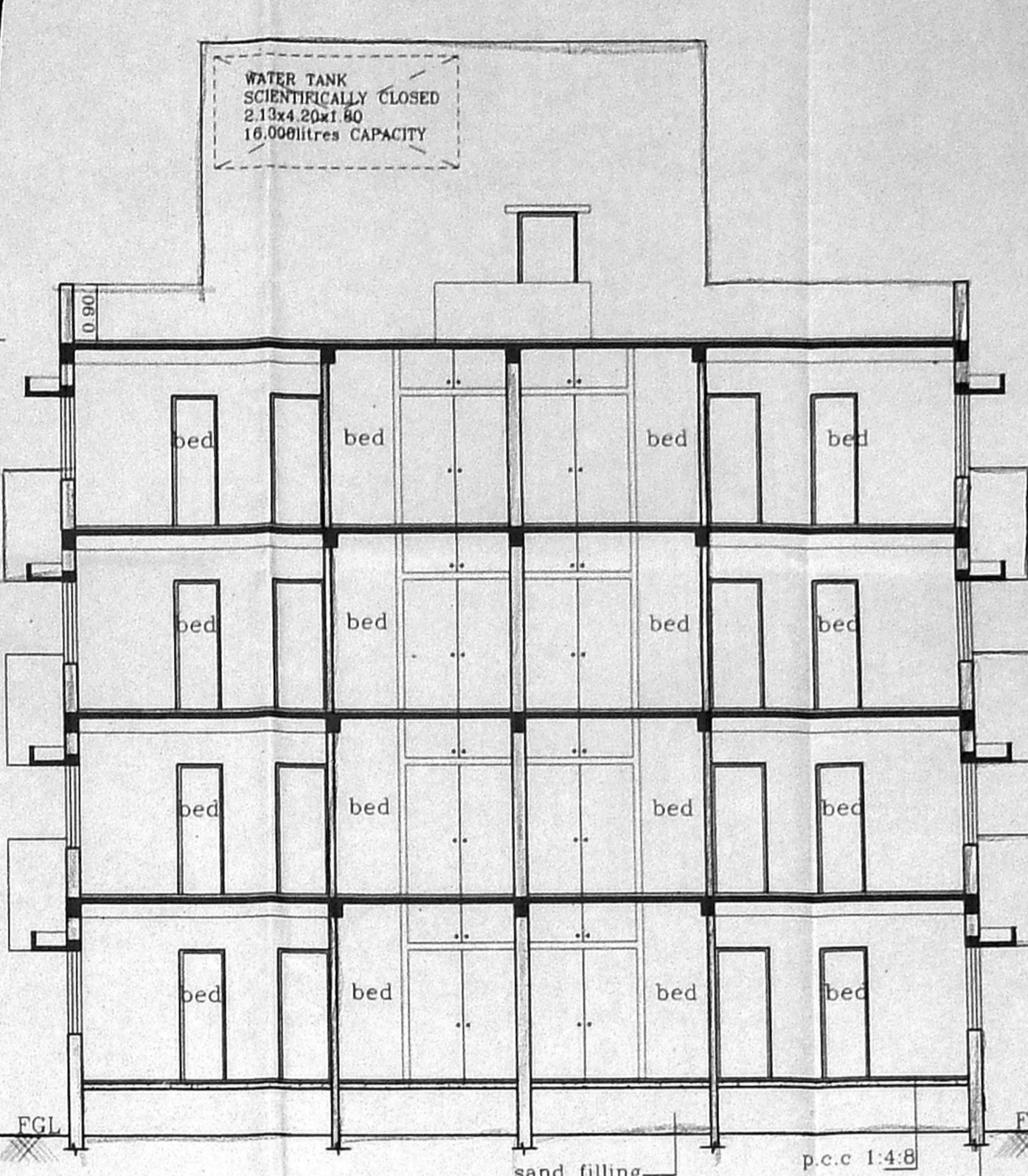
B2



TERRACE FLOOR PLAN  
B2-TYPE



EAST SIDE ELEVATION  
B2-TYPE



SECTION "B2-B2"  
B2-TYPE

B.SP. 819  
Planning Permit No. 220-E/H 2004  
**APPROVED**  
SUBJECT TO THE CONDITIONS IN THIS OFFICE LETTER.  
No B3 882 D/A Date 07.5.2004  
FOR MEMBER SECRETARY  
CHENNAI METROPOLITAN  
DEVELOPMENT AUTHORITY  
CHENNAI-600 008.

SCHEDULE OF JOINERY		
TYPE	DESCRIPTION	SIZE
D	DOOR	1.00x2.10
D1	DOOR	0.90x2.10
D2	DOOR	0.90x2.10
W1	WINDOW	1.22x1.37
W2	WINDOW	1.22x1.37
KW	WINDOW	0.90x0.90
FW	FRENCH WINDOW	1.83x2.10
V	VENTILATOR	0.90x0.60

- SPECIFICATIONS**
- R.C.C FOOTING & COLUMN IN CONCRETE M25
  - SUPER STRUCTURE BRICKWORK SET IN cm 1:5
  - R.C.C M25 FOR LINTELS, BEAMS & SLABS
  - P.C.C 1:4:8 FOR FLOOR LEVELLING COURSE
  - P.C.C 1:5:10 IN BASEMENT FOR FOUNDATION
  - JOINERY WITH T.W FLUSH DOORS & T.W GLAZED WINDOWS & VENTILATORS
  - 3 COATS OF CEMENT PAINT TO INSIDE & OUT SIDE WALLS
  - 2 COATS OF ENAMEL PAINTS OVER ONE COAT OF PRIMER FOR JOINERY, GRILL WORK, ETC
  - WEATHERING COURSE OVER ROOF SLAB 3" THICK WITH BRICK JELLY LIME CONCRETE AND ONE LAYER OF PRESSED TILES ON TOP

AREA STATEMENTS	SQ. M
GROUND FLOOR AREA	246.60
*GROUND FLOOR SERVICE AREA	77.86
FIRST FLOOR AREA	333.90
SECOND FLOOR AREA	333.90
THIRD FLOOR AREA	333.90
TOTAL AREA	1248.30
* NOT INCLUDED IN AREA	

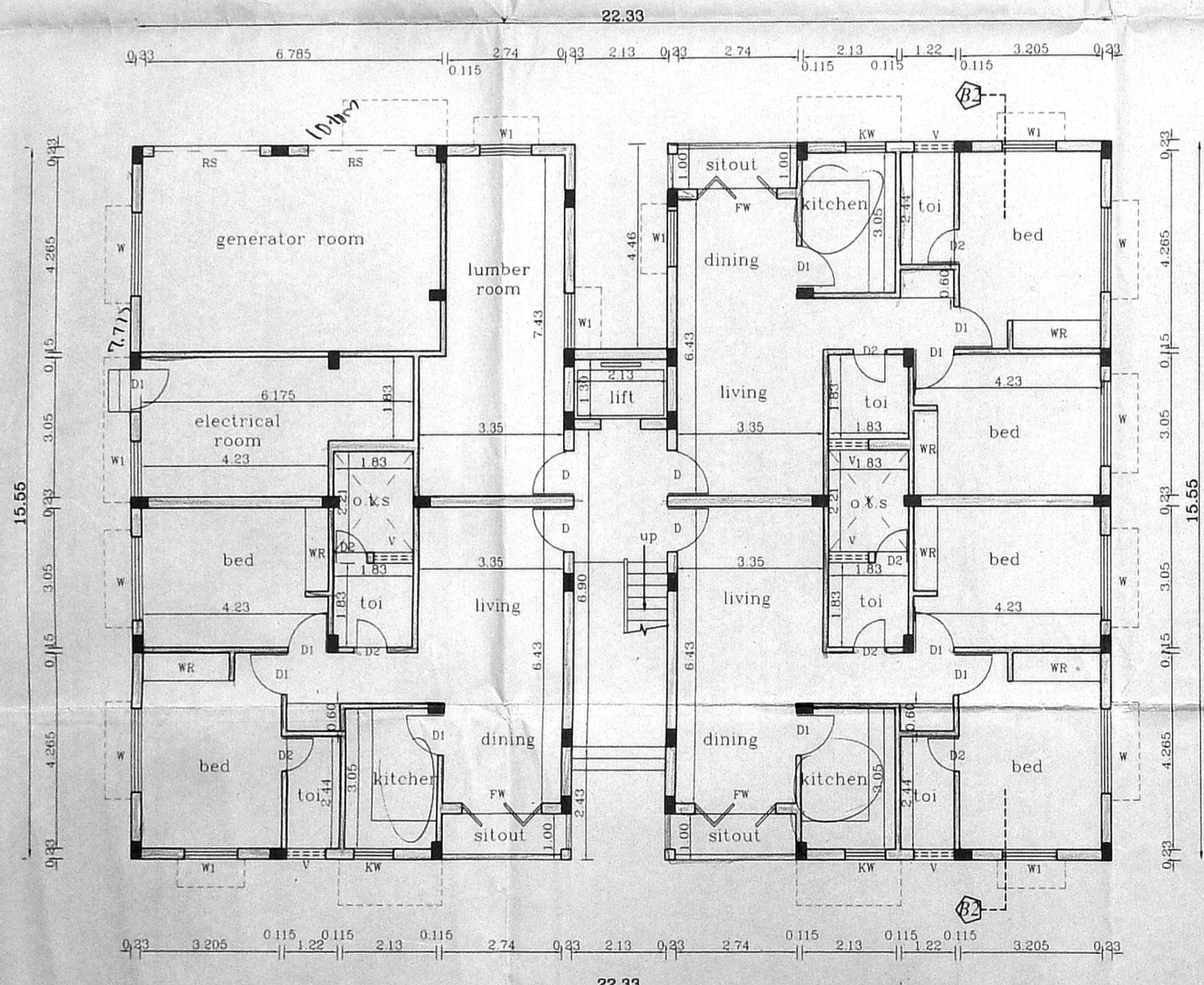
PROPOSED RESIDENTIAL FLATS  
AT S.NOS. 104/2B2, 104/2B3 &  
104/2B4 OF NOLAMBUR VILLAGE,  
AMBATTUR TALUK,  
THIRUVALUR DISTRICT.

<b>TYPE-B2</b>	
SCALE : 1:100	DATE : 05-04-2004
JOB NO : 883	DRAWN : N.BANU & K.R
SHEET NO: 5/8	

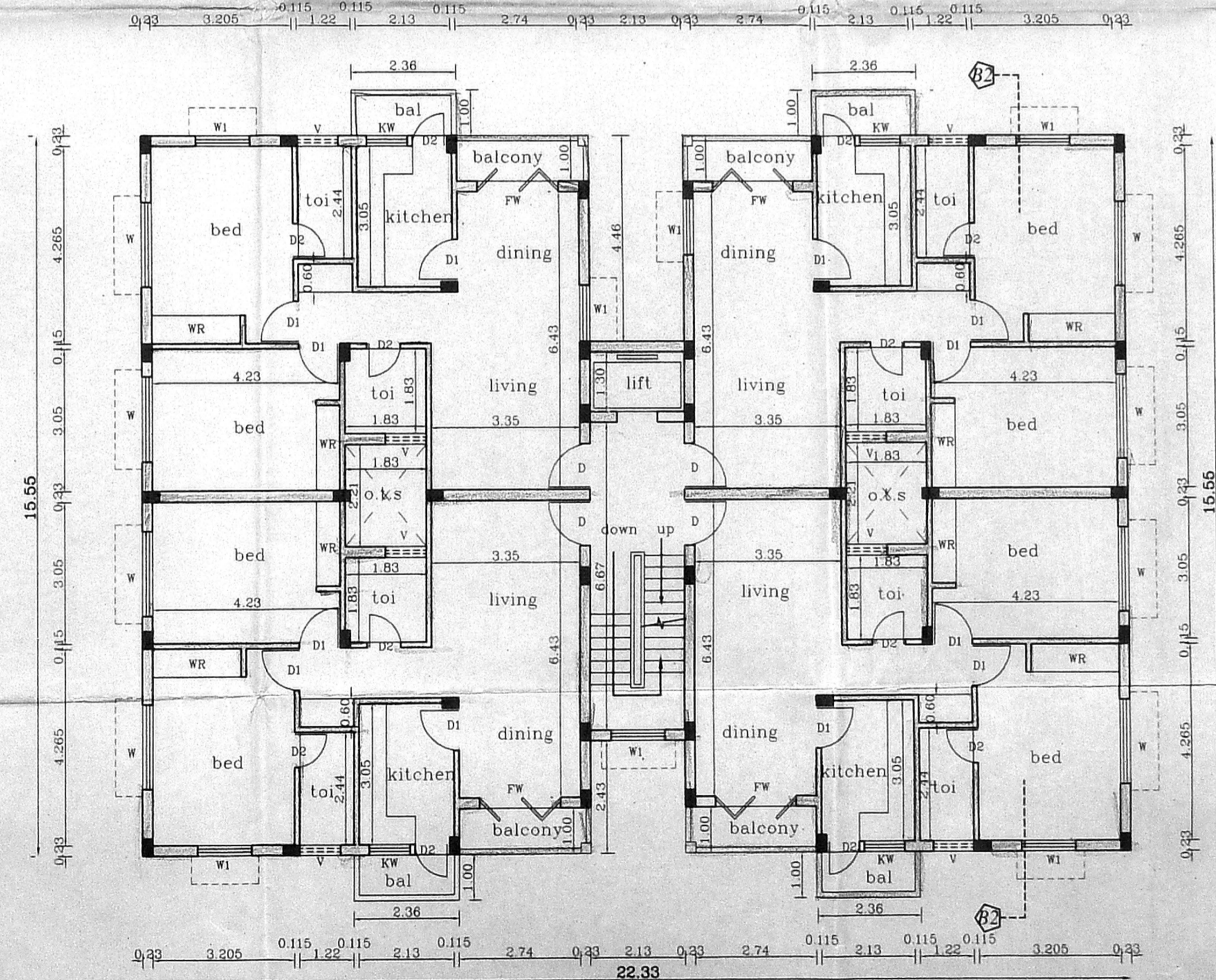
COLOUR INDEX  
PROPOSED

OWNER'S SIGNATURE  
ARCHITECT

**R.SATHYANARAYANA**, b.arch. a.i.a.  
REGISTERED ARCHITECT  
COUNCIL OF ARCHITECTS, INDIA  
CA/86/9855  
NO.55 (OLD U-12) 4th MAIN ROAD,  
ANNA NAGAR, CHENNAI-600 040.

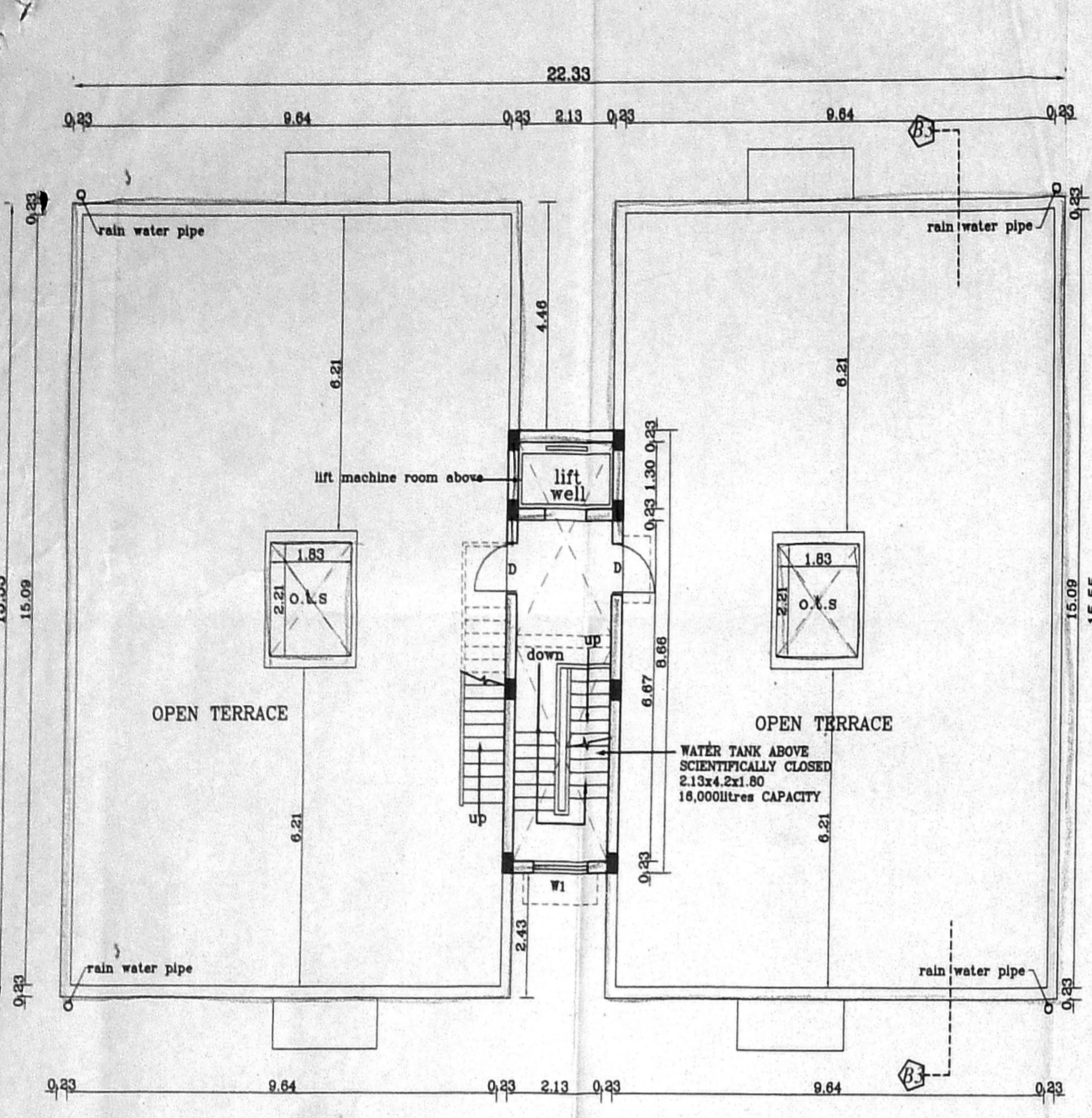


GROUND FLOOR PLAN  
B2-TYPE

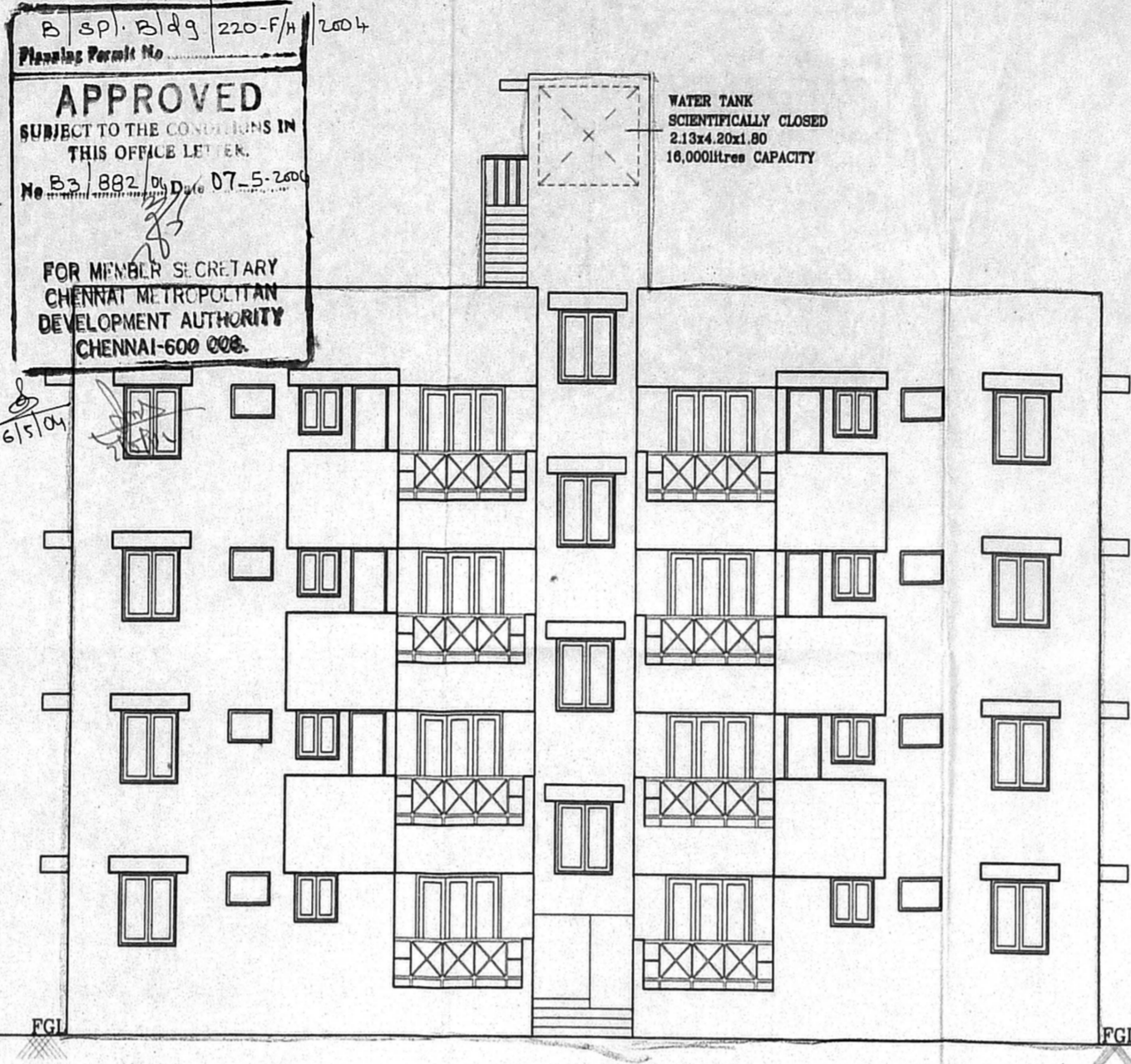


TYPICAL FLOOR PLAN (I,II,III)  
B2-TYPE

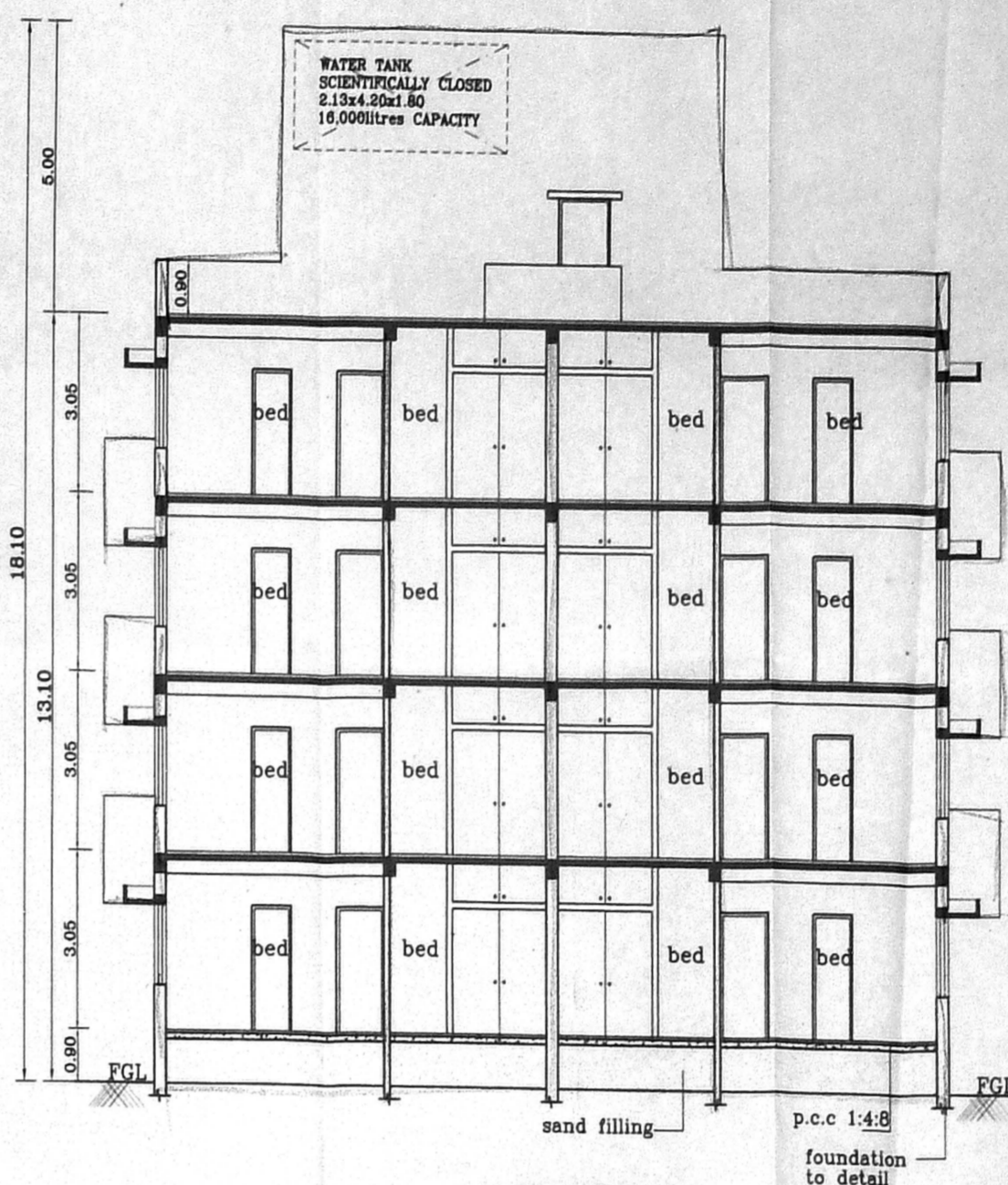
Handwritten notes: 4+2=12+3 (15)



TERRACE FLOOR PLAN  
B3-TYPE



NORTH SIDE ELEVATION  
B3-TYPE



SECTION "B3-B3"  
B3-TYPE

SCHEDULE OF JOINTS

TYPE	DESCRIPTION	SIZE
D	DOOR	1.00x2.10
D1	DOOR	0.90x2.10
D2	DOOR	0.76x2.10
W1	WINDOW	1.80x1.37
W2	WINDOW	1.22x1.37
KW	WINDOW	0.90x0.90
FW	FRONT WINDOW	1.83x2.10
V	VENTILATOR	0.90x0.60

A.P. D.P.

- SPECIFICATIONS :-
- R.C.C FOOTING & COLUMN IN CONCRETE M25
  - SUPER STRUCTURE :BRICKWORK SET IN cm 1:5
  - R.C.C M25 FOR LINTELS,BEAMS &SLABS
  - P.C.C 1:4:8 FOR FLOOR LEVELLING COURSE
  - P.C.C 1:5:10 IN BASEMENT FOR FOUNDATION
  - JOINERY WITH T.W FLUSH DOORS & T.W GLAZED WINDOWS & VENTILATORS
  - 3 COATS OF CEMENT PAINT TO INSIDE & OUT SIDE WALLS
  - 2 COATS OF ENAMEL PAINTS OVER ONE COAT OF PRIMER FOR JOINERY, GRILL WORK,ETC
  - WEATHERING COURSE OVER ROOF SLAB 3" THICK WITH BRICK JELLY LIME CONCRETE AND ONE LAYER OF PRESSED TILES ON TOP

AREA STATEMENTS

AREA STATEMENTS	SQ.M
GROUND FLOOR AREA	324.46
FIRST FLOOR AREA	333.90
SECOND FLOOR AREA	333.90
THIRD FLOOR AREA	333.90
TOTAL AREA	1326.16

PROPOSED RESIDENTIAL FLATS AT S.NOS. 104/2B2, 104/2B3 & 104/2B4 OF NOLAMBUR VILLAGE, AMBATTUR TALUK, THIRUVALLUR DISTRICT.

TYPE-B3

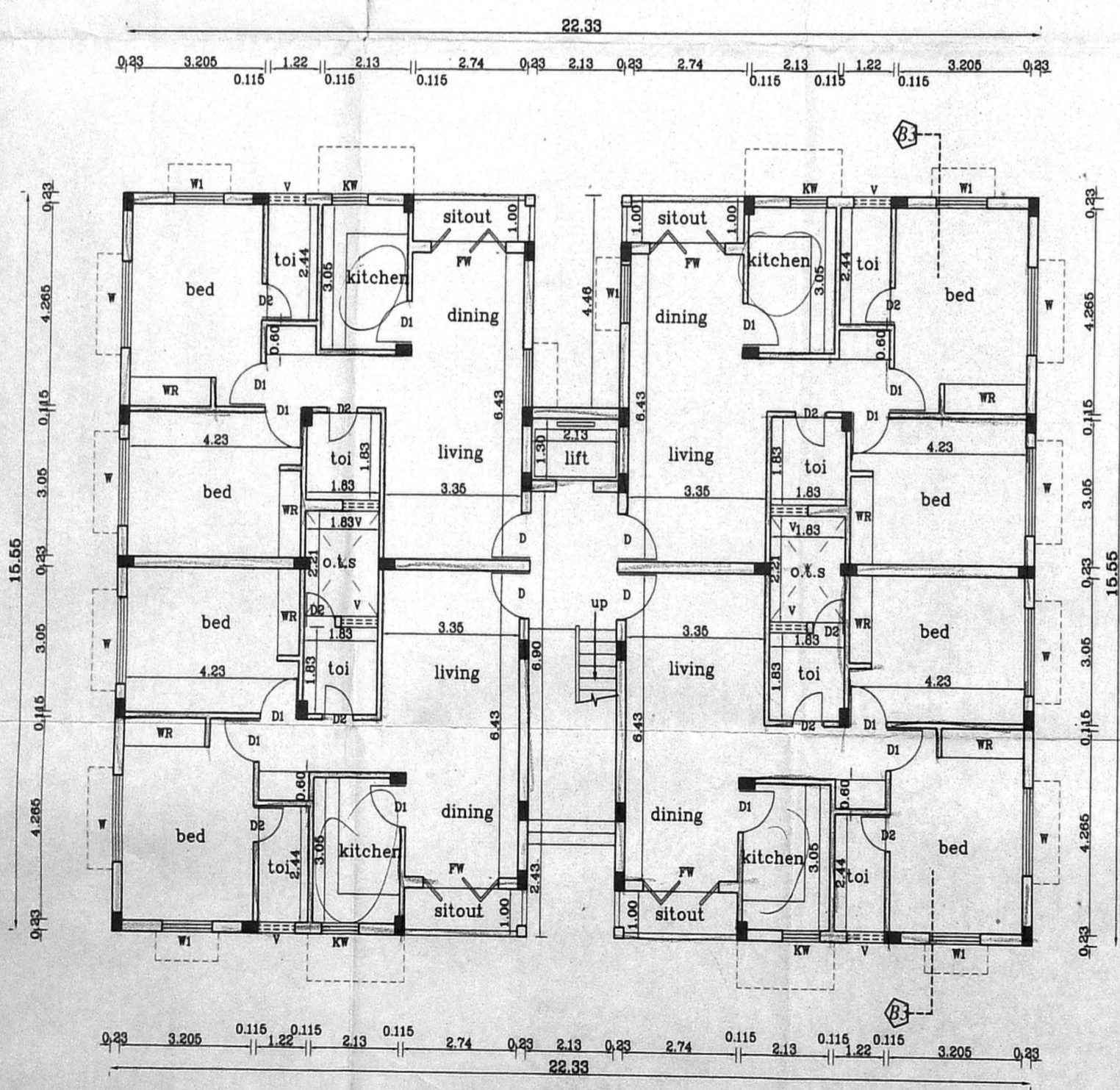
SCALE : 1:100	DATE : 05-04-2004
JOB NO : 883	DRAWN : N.BANU & K.R
SHEET NO: 6/8	

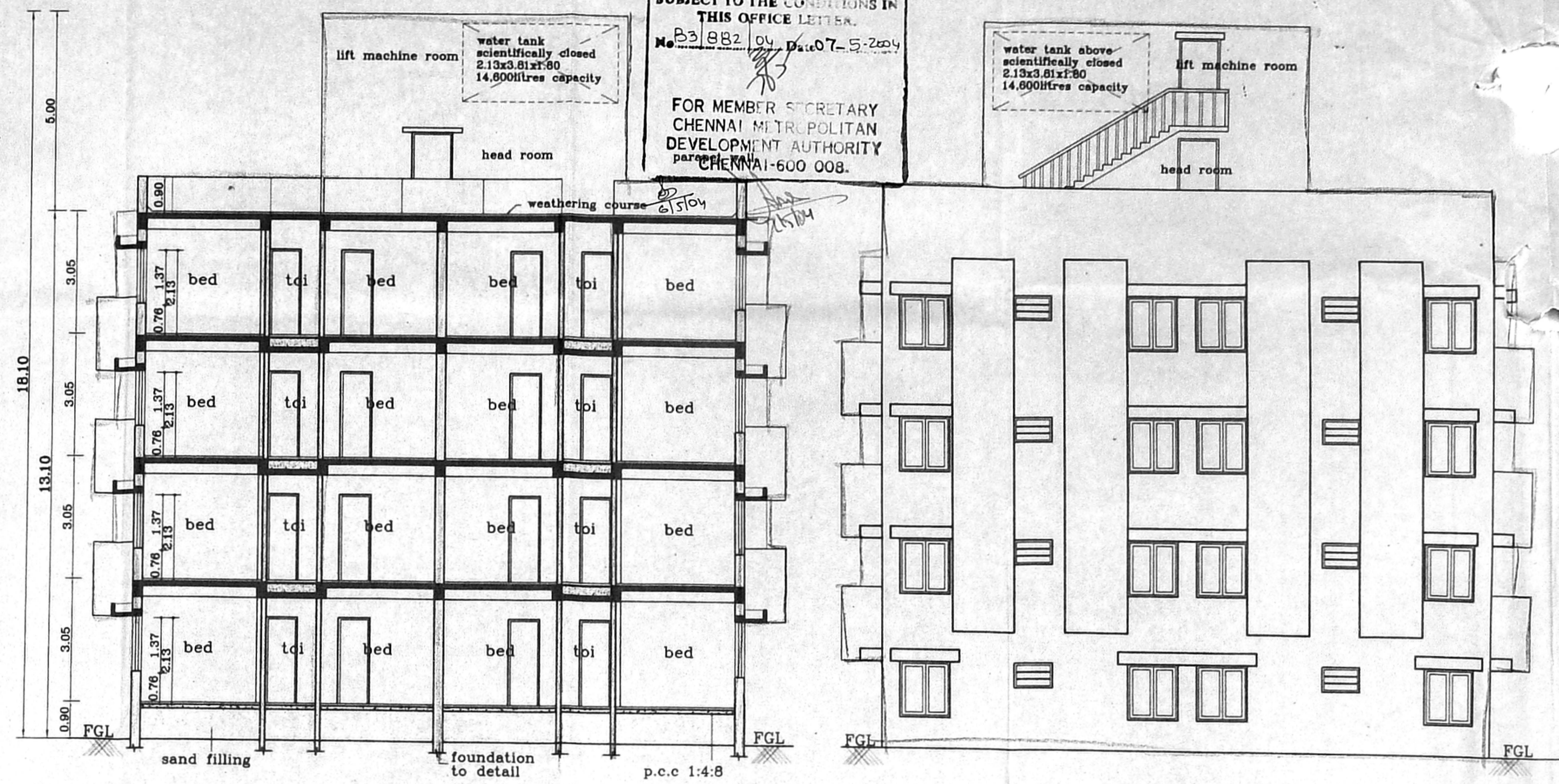
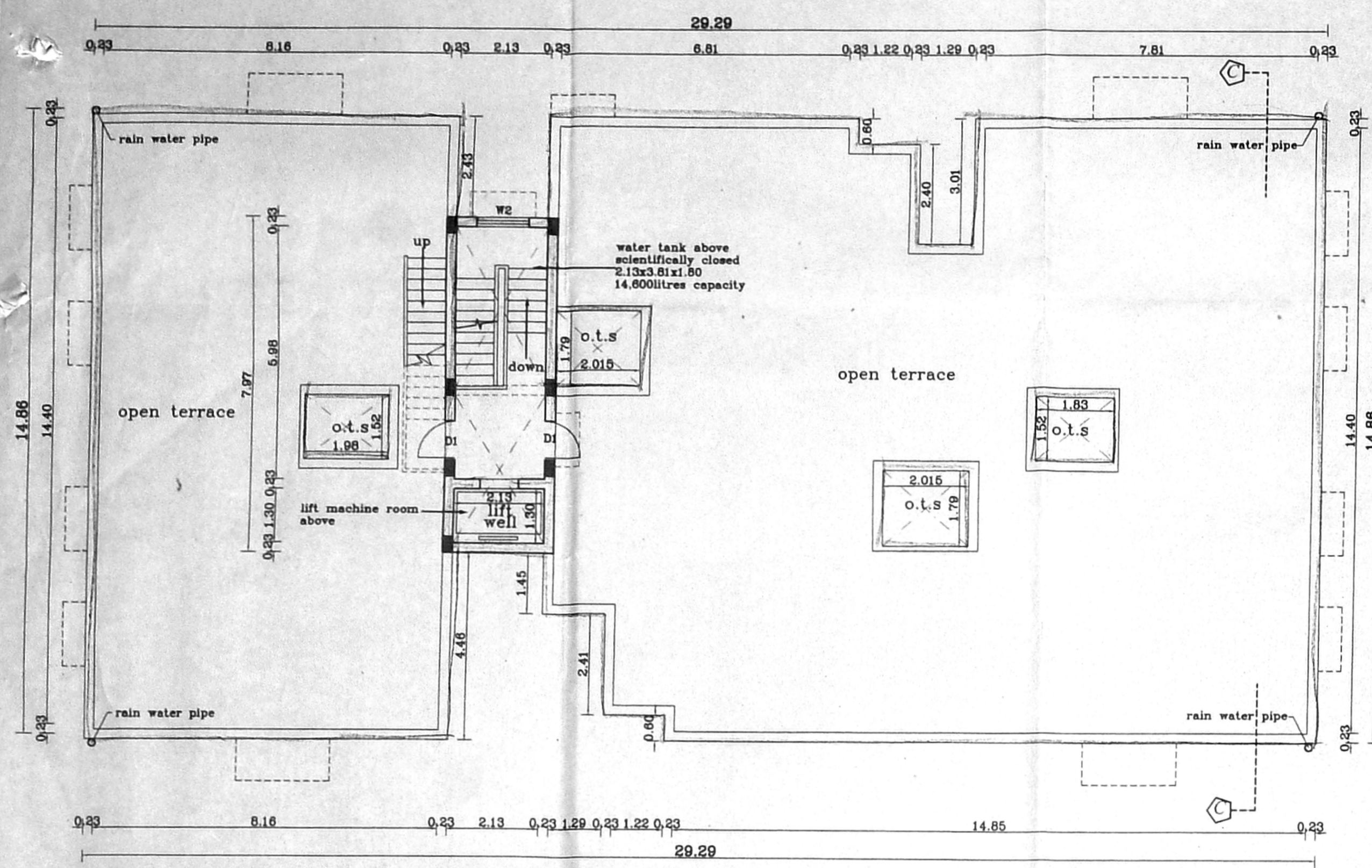
COLOUR INDEX  
PROPOSED

OWNER'S SIGNATURE  
MM HOMES PVT. LTD.  
Managing Director

ARCHITECT  
R.SATHYANARAYANA, b.arch, a.i.a.

R. SATHYANARAYANA, B.A.R.C.H., A.I.J.A.  
REGISTERED ARCHITECT  
COUNCIL OF ARCHITECTURE  
CA/86/9895  
NO: 55 (OLD U-12) 4th MAIN ROAD,  
ANNA NAGAR, CHENNAI-600 049.





B.S.P. Bldg 220-6/A 2004  
 Planning Permit No  
**APPROVED**  
 SUBJECT TO THE CONDITIONS IN  
 THIS OFFICE LETTER.  
 No B3 882/04 Date 07-5-2004  
 FOR MEMBER SECRETARY  
 CHENNAI METROPOLITAN  
 DEVELOPMENT AUTHORITY  
 CHENNAI-600 008.

SCHEDULE OF JOINERY		
TYPE	DESCRIPTION	SIZE
D/W	DOOR CUM WINDOW	1.83x2.10
D	DOOR	1.00x2.10
D1	DOOR	1.00x2.10
D2	DOOR	0.75x2.10
W	WINDOW	1.80x1.37
W1	WINDOW	1.22x1.37
W2	WINDOW	0.90x1.37
W3	WINDOW	0.80x1.37
KW	WINDOW	0.90x0.90
FW	FRENCH WINDOW	1.83x2.10
V	VENTILATOR	0.90x0.60

- SPECIFICATIONS :-
- R.C.C FOOTING & COLUMN IN CONCRETE 1:2:4
  - SUPER STRUCTURE-BRICKWORK SET IN cm 1:5
  - R.C.C 1:2:4 FOR LINTELS,BEAMS & SLABS
  - P.C.C 1:4:8 FOR FLOOR LEVELLING COURSE
  - P.C.C 1:5:10 IN BASEMENT FOR FOUNDATION
  - JOINERY WITH T.W FLUSH DOORS & T.W GLAZED WINDOWS & VENTILATORS
  - 3 COATS OF CEMENT PAINT TO INSIDE & OUT SIDE WALLS
  - 2 COATS OF ENAMEL PAINTS OVER ONE COAT OF PRIMER FOR JOINERY, GRILLEWORK,ETC
  - WEATHERING COURSE OVER ROOF SLAB 3" THICK WITH BRICK JELLY LIME CONCRETE AND ONE LAYER OF PRESSED TILES ON TOP

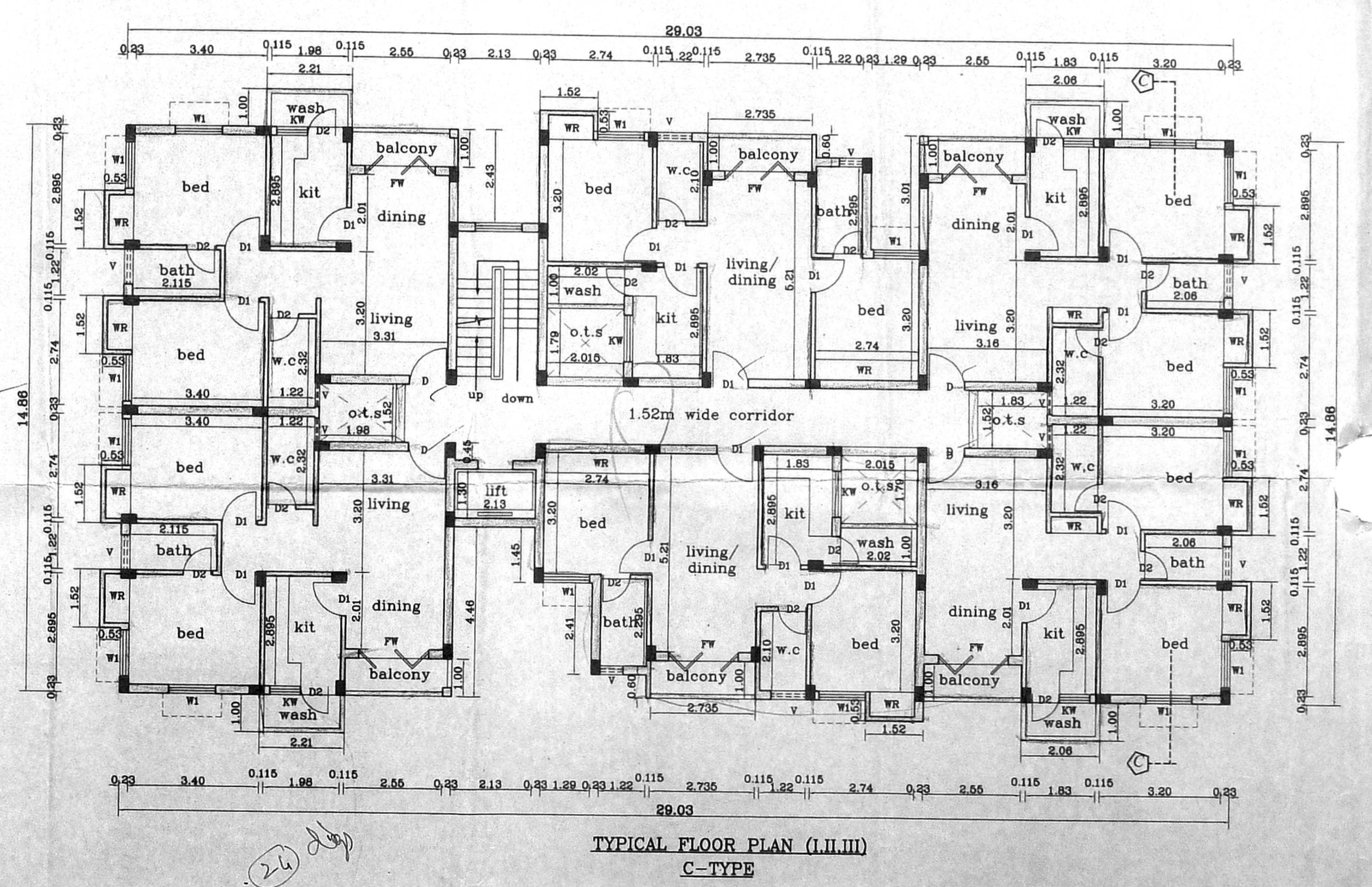
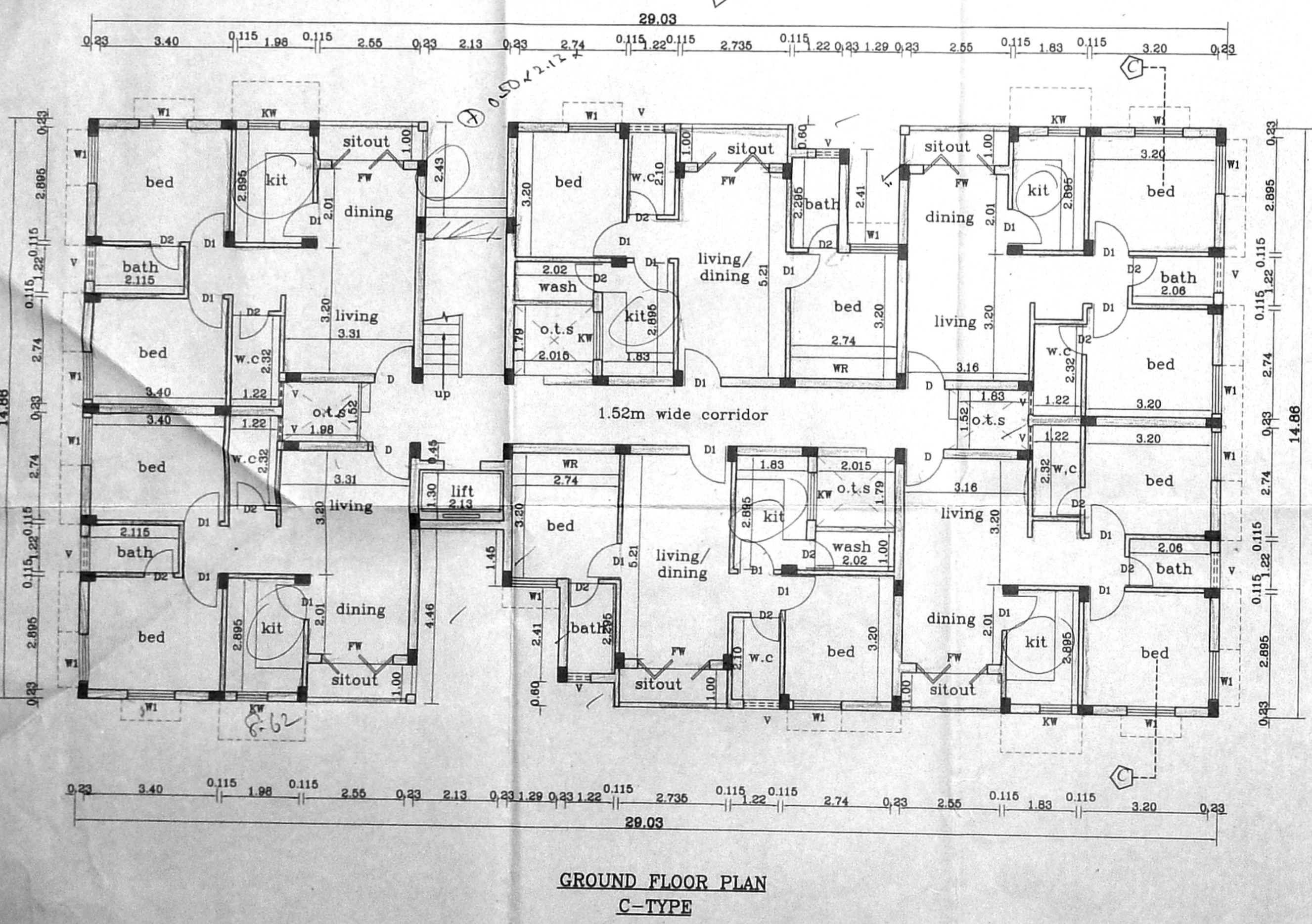
AREA STATEMENTS	SQ.M
GROUND FLOOR AREA	393.51
FIRST FLOOR AREA	410.41
SECOND FLOOR AREA	410.41
THIRD FLOOR AREA	410.41
TOTAL AREA	1624.74

PROPOSED RESIDENTIAL FLATS  
 AT S.NOS. 104/2B2, 104/2B3 &  
 104/2B4 OF NOLAMBUR VILLAGE,  
 AMBATTUR TALUK,  
 THIRUVALLUR DISTRICT.

TYPE- C  
 SCALE : 1:100 DATE : 05-04-2003  
 JOB NO : 883 DRAWN : K.R & JOTHI  
 SHEET NO: 7/8  
 COLOUR INDEX  
 PROPOSED

OWNER'S SIGNATURE  
 MM HOMES PVT. LTD.  
 Managing Director

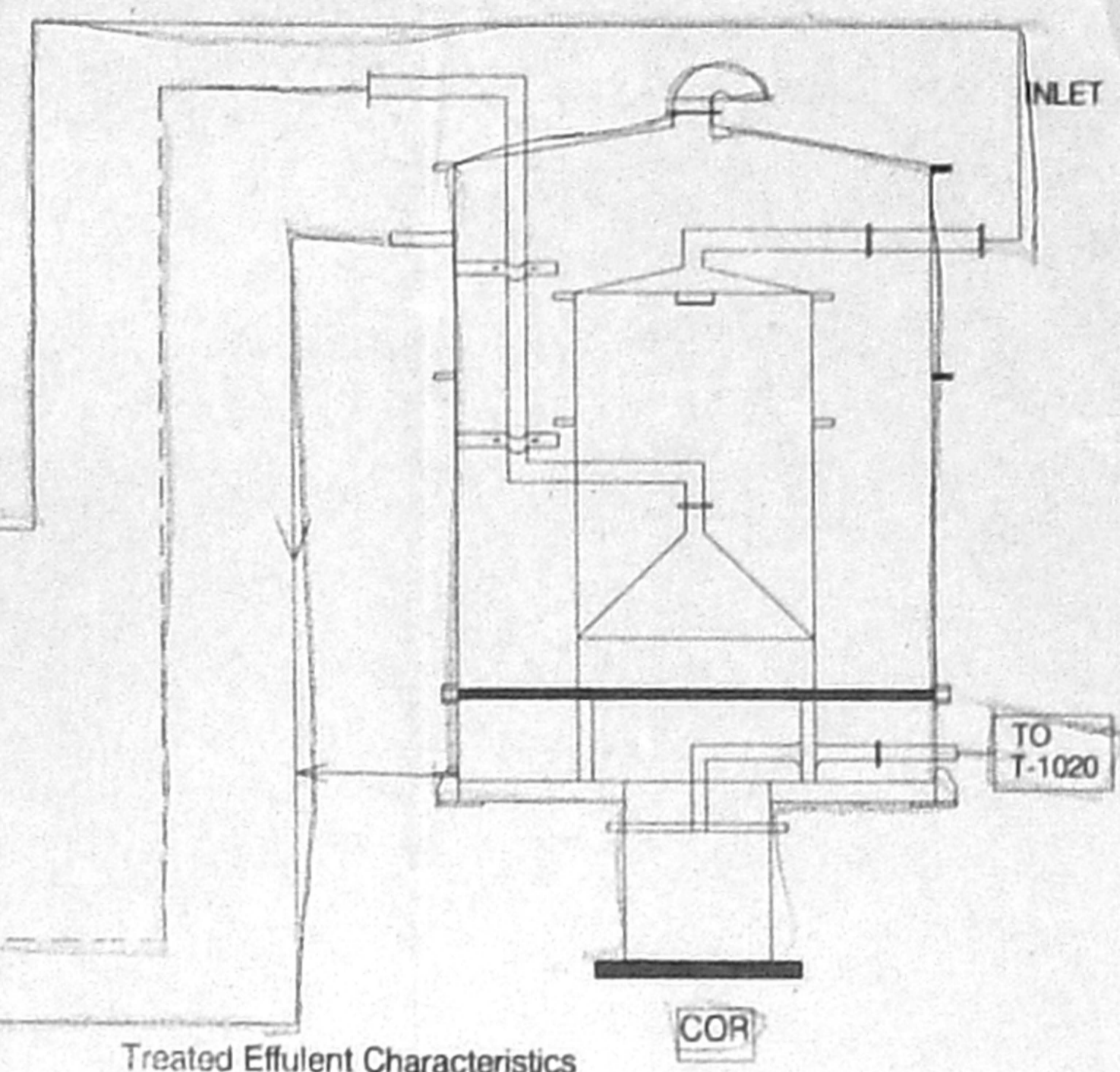
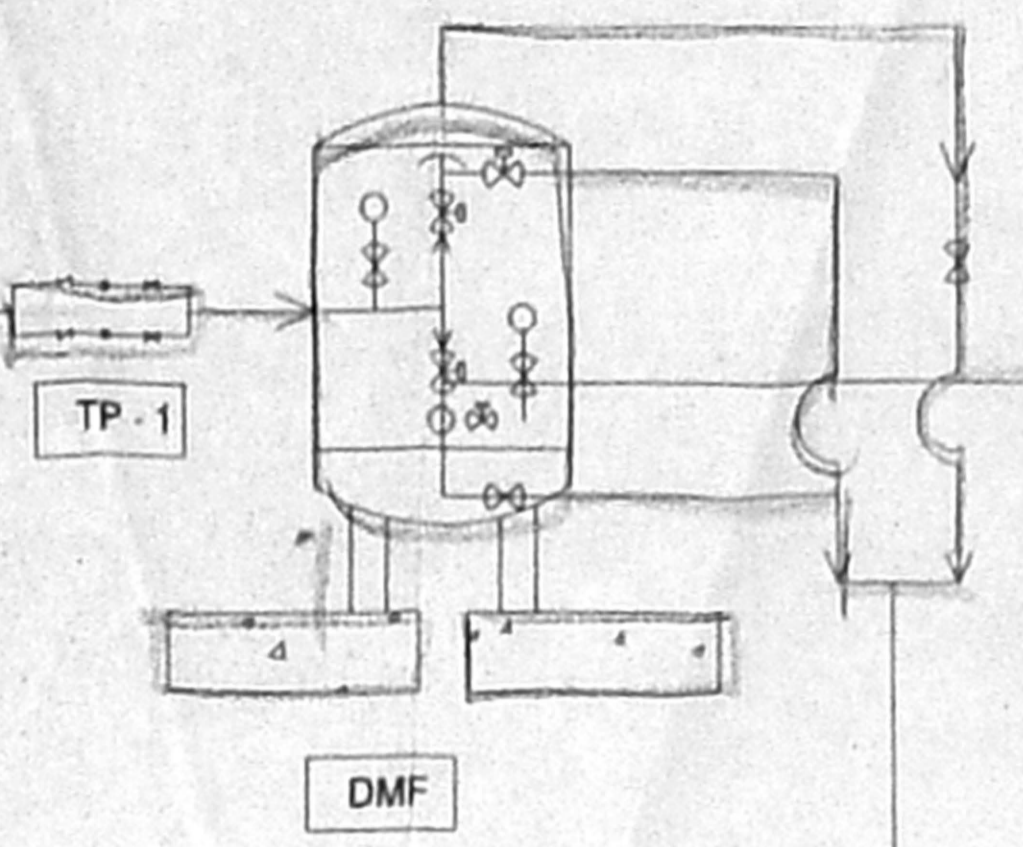
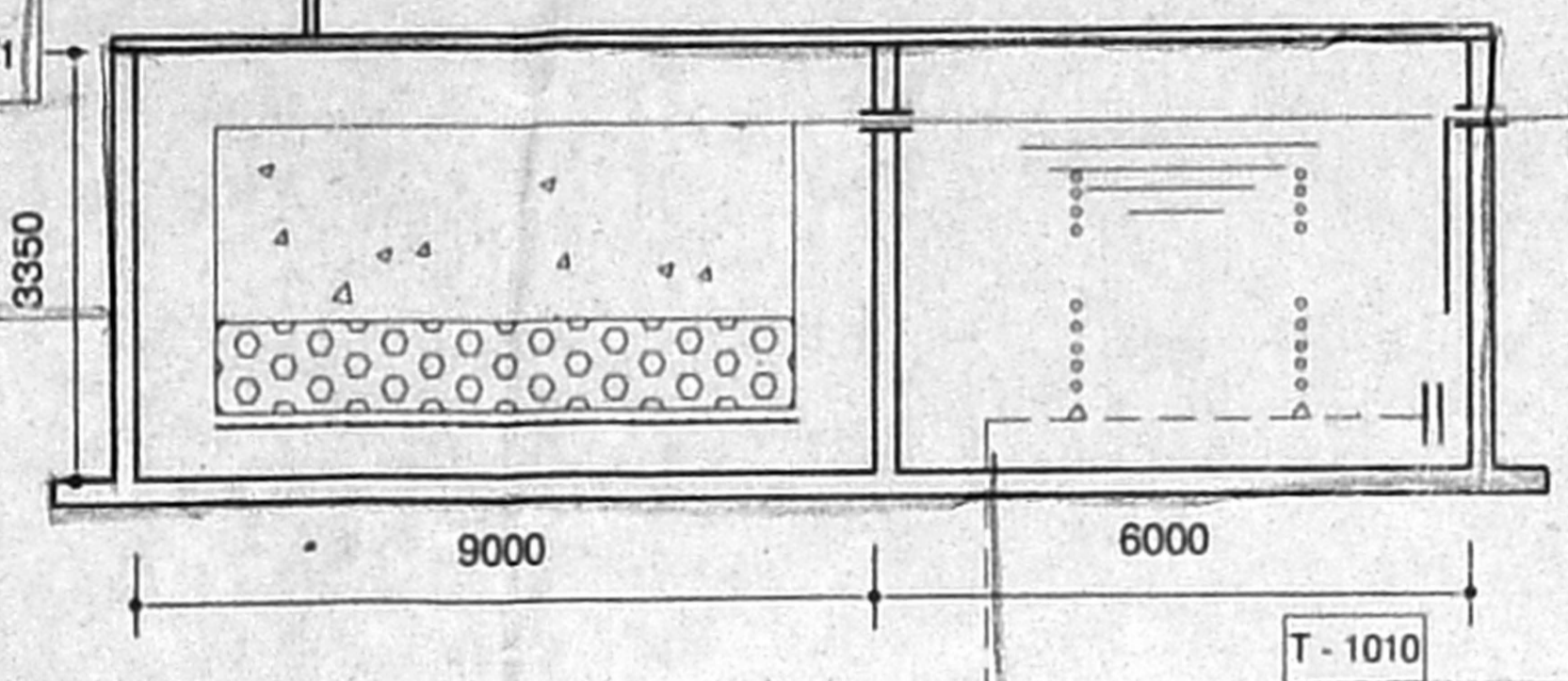
ARCHITECT  
 R.SATHYANARAYANA, b.arch. a.i.a.  
 R. BATHYANARAYANA, B.Arch. A.I.A.  
 REGISTERED ARCHITECT  
 COUNCIL OF ARCHITECTURE  
 CA/86/9899  
 NO: 55 (OLD U-12) 4th MAIN ROAD,  
 ANNA NAGAR, CHENNAI-600 040.



**Raw Effluent Characteristics**

Flow	120 cu.m / day
Plant Capacity	128 cu.m / day
Flow	5.5cu.m / hr.
SS	150 mg/l
BOD	300 mg/l
COD	500 mg/l
TDS	1000 -1200mg/l

RAW SEWAGE FLOW-5.5m<sup>3</sup>/hr



DRAIN TO - 1010

**Treated Effluent Characteristics**

Flow	120cu.m / day
Plant Capacity	128cu.m / day
Flow	5.5cu.m / hr
SS	<30 mg/l
BOD	<30 mg/l
COD	<100 mg/l
TDS	1000 -1200mg/l

**Equipment Schedule (Civil):-**

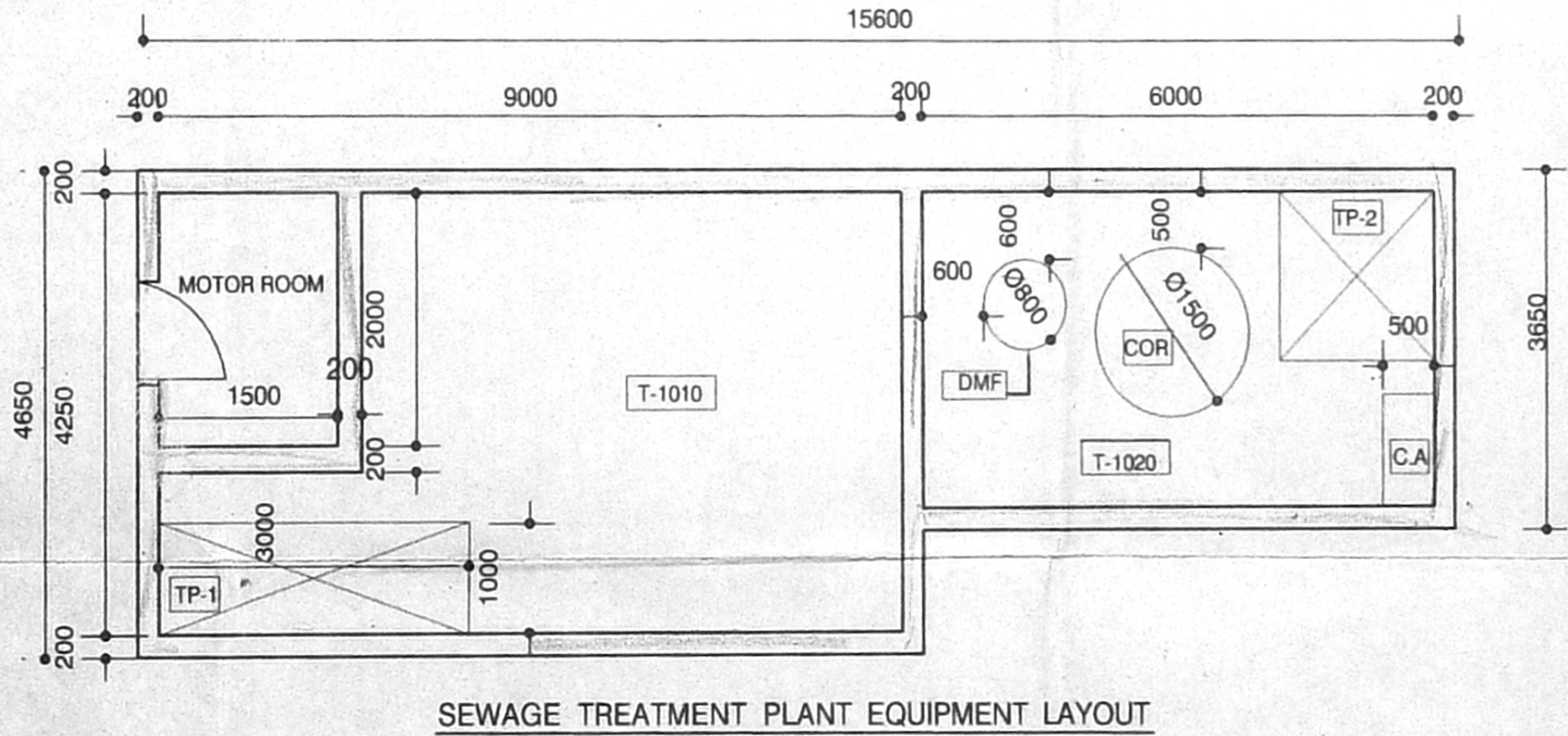
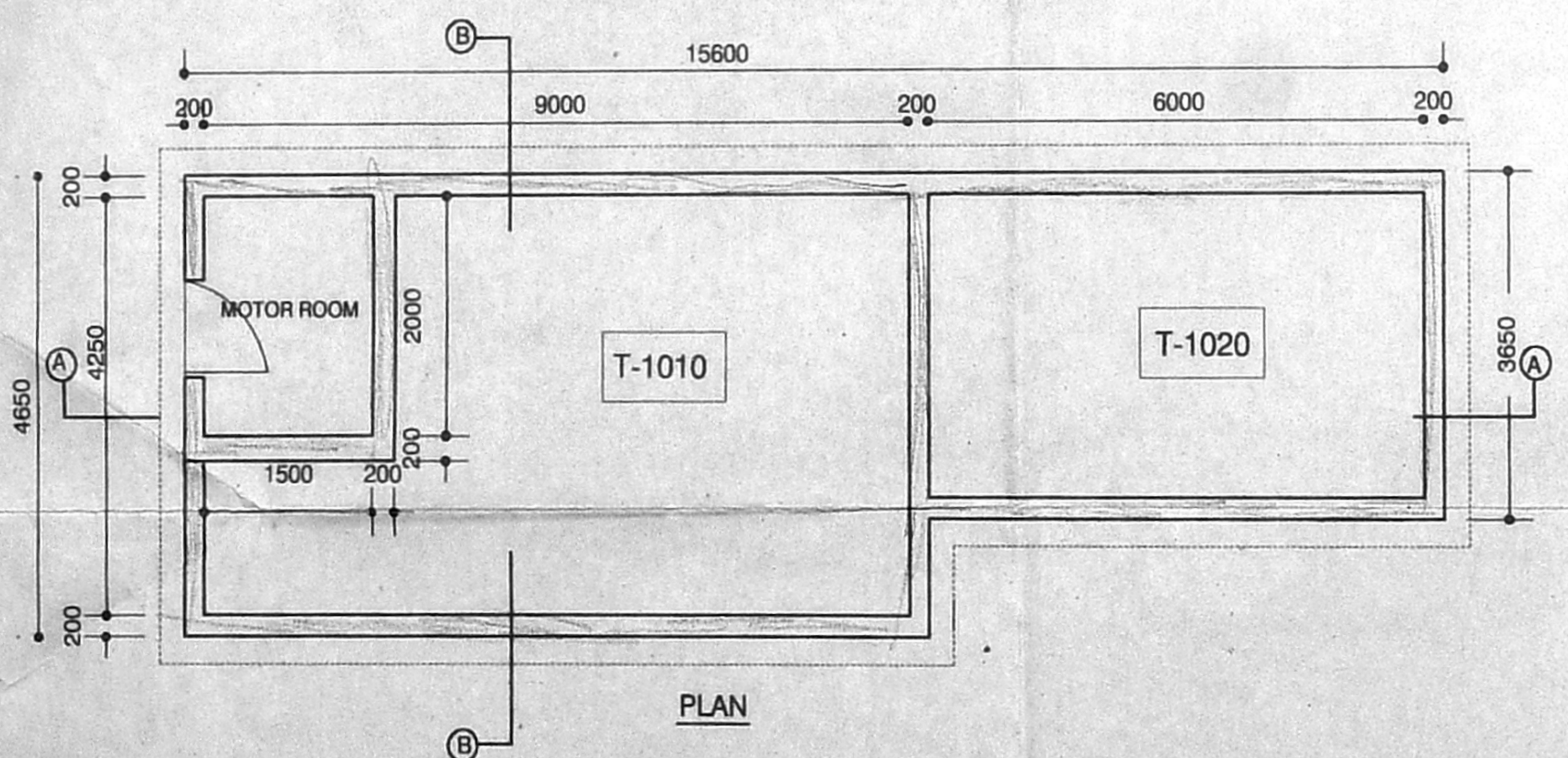
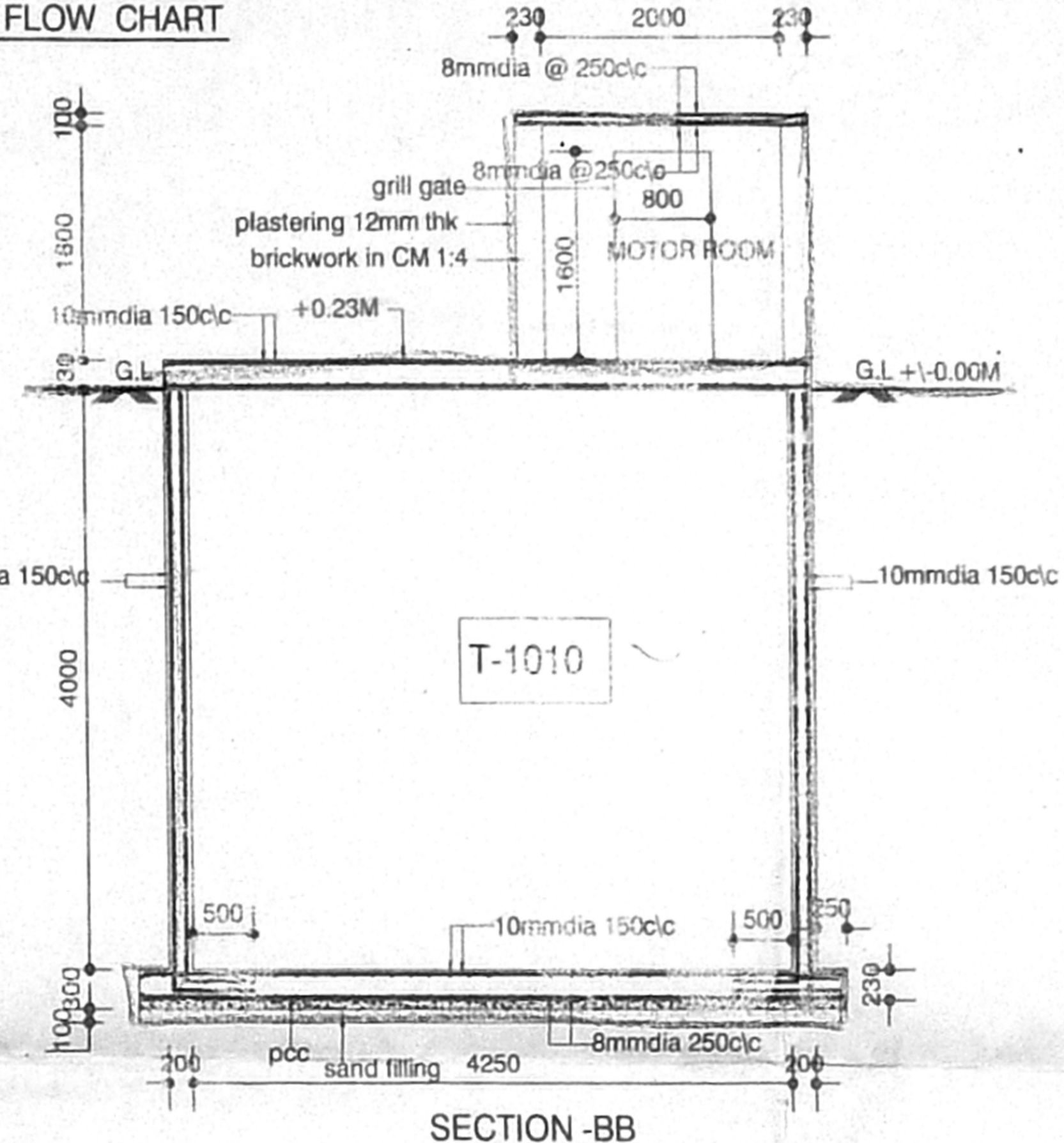
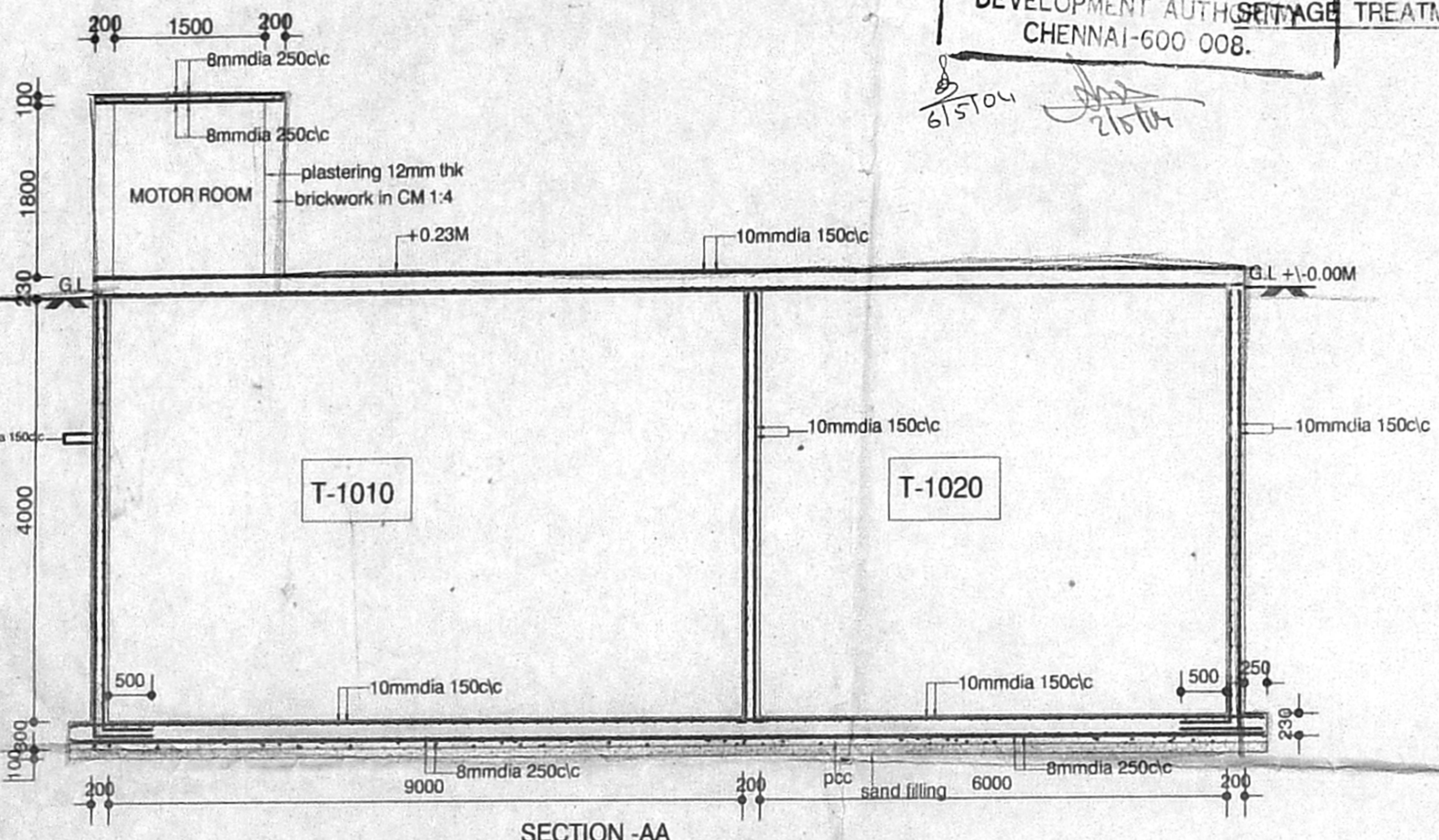
s.no.	tag.no.	Name of the unit	No.s	Size in Metres
1.	T-1010	Collection Tank/Anaerobic Upflow Filter	1	9.0x4.25x3.35m (LD)+0.65M (FB)
2.	T-1020	Treated Effluent Tank	1	6.0X3.25X3.35m (LD)+0.65M (FB)
3.		MOTOR Room	1	2.0x1.5x1.8m (TH)

**Equipment Schedule (Mechanical):-**

s.no.	tag.no.	Name of the unit	No.s	capacity
1.	TP-1	Raw Sewage Transfer pumps	2	5.5 cu.m/hr@15mh
2.	DMF	Dual Media Filter	1	5.5 cu.m/hr
3.	COR	Corbon Oxidation Reactor	1	5.5cu.m/hr
4.	TP-2	Treated Effluent Transfer Pumps	1	5.5 cu.m/hr@15mh
5.	C.A	Compressed Air	1	10cfm x 1HP

B/Sp. Bldg 220-H/H/2004  
 Planning Permit No. 63/882/04, D.No. 07-S-2004  
**APPROVED**  
 SUBJECT TO THE CONDITIONS IN THIS OFFICE LETTER.  
 FOR MEMBER SECRETARY  
 CHENNAI METROPOLITAN  
 DEVELOPMENT AUTHORITY  
 CHENNAI-600 008.

**SEWAGE TREATMENT PLANT GENERAL FLOW CHART**



**LEGEND**

Symbols	Abbreviations
T	Tank
TP	Transfer Pump
TDS	Total Dissolved Solids
SS	Suspended Solids
BOD	Bio Chemical Oxygen Demand
COD	Chemical Oxygen Demand
DMF	Dual Media Filter
⊗	Ball Valve
⊙	Assi Working Pump
∩	No Strainer Valve
⊕	Diaphragm Valves
FM	Flow Meter
Δ	Trap Cap Diffuser

CMDA (B) / No. 1  
 C.No. 20/2014  
 A.P. D.P.

PROPOSED RESIDENTIAL FLATS  
 AT S.NOS. 104/2B2, 104/2B3 &  
 104/2B4 OF NOLAMBUR VILLAGE,  
 AMBATTUR TALUK,  
 THIRUVALLUR DISTRICT.

SCALE : 1:100      DATE : 05-04-2004  
 JOB NO : 883      SHEET NO: 8/8

PROPOSED  
 MM HOMES PVT. LTD.  
 Managing Director

LICENSED PLUMBER  
 T. SARAVANAN, B.C.B.  
 Licensed Surveyor  
 Class-1 License Holder Registered Civil Engineer  
 METRO-WATER  
 Office: A-34, Anna Nagar East, Madras-600102. Phone: 6261894  
 Res: No 16-B, Herodby Road, Sheny Nagar, Madras-600015

ARCHITECT  
 R.SATHYANARAYANA, b.arch, a.i.i.a.

R. SATHYANARAYANA, B.ARCH, A.I.I.A.  
 REGISTERED ARCHITECT  
 COUNCIL OF ARCHITECTURE  
 CA / 66 / 9695  
 NO: 55 (OLD U-12) 4th MAIN ROAD,  
 ANNA NAGAR, CHENNAI-600 040.